Simmons
Manufacturing Company
McDONOUGH, GEORGIA

Water System Products
2019

Simmons

Product Certification

Quality Assurance is Top Priority.

With the increasing concern for the environment and changing regulatons, we rely on the experience and state-of-the-art testing of Truesdail Laboratories to certify that Simmons products are in compliance with important standards. The following regulations/acts/laws limit the lead content allowed in plumbing products:

- California 116875 (AB1953) and Prop 65
- Vermont Act 193
- Maryland Chapter 407, House Bill 372
- Louisiana House Bill 471
- Federal Public Law 111-380 **(Effective Jan 2014)**

Truesdail Laboratories Product Certification mark is shown with the Simmons products that meet these regulations.

For products Simmons purchases or imports (not manufactured by Simmons) that have certification by independent laboratories, the certifications are noted with products in this catalog.

NSF/ANSI 372
NSF/ANSI 61

All Simmons Foot Valves, Check Valves, and Pitless Adapters are Certified to NSF/ANSI 61 and to NSF/ANSI 372 by Truesdail Laboratories. This standard for evaluating drinking water system components for contaminants requires that the amount leached from these products into the drinking water is below health-based acceptance levels. This includes metals and other organic contaminants, not just lead. NSF/ANSI 61 is required in 48 US states and 11 Canadian provinces/territories.

NSF/ANSI 372

All Simmons products that come into contact with drinking water are Certified Lead Free to NSF/ANSI 372 by Truesdail Laboratories. This standard addresses the materials of construction of drinking water system components to meet a wetted weighted average of not more than .25% lead. NSF/ANSI 372 only addresses the lead content of drinking water system components and is used to provide assurance that they meet the "Lead Free" Federal Safe Drinking Water Act of 2014, as well as several State laws.

Limited Warranty

Simmons Manufacturing Company will replace or refund purchase price to the original purchaser of this product if it is determined that the same is defective. This warranty is limited to replacement of the product or refund of the purchase price.

LIMITED WARRANTY - IMPORT PRODUCTS: Simmons Manufacturing Company will replace or refund purchase price to the original purchaser of this product if it is determined that the same is defective up to a **maximum of one year** from the date of purchase. This warranty is limited to replacement of the product or refund of the purchase price.

EXCLUSIONS OF WARRANTY: Simmons makes no warranty, express or implied, -- with respect to its products, other than the limited warranty described above. Implied warranties of merchant-ability and fitness for a particular purpose are hereby disclaimed by Simmons unless such disclaimers are prohibited by applicable state law. There are no warranties that extend beyond the description on the face hereof.

EXCLUSION OF INCIDENTAL AND CONSEQUENTIAL DAMAGES: In no event shall Simmons be liable for incidental or consequential damages, including, but without limitation, damages for personal injury or property damage, it being intended that purchaser's exclusive remedy is limited to replacement of defective products or refund of purchase price.

EXCLUSIONS FOR IMPROPER USE OR INSTALLATION BY UNQUALIFIED PERSONS: The limited warranty provided by Simmons will not apply if a Simmons product is used for a purpose other than the purpose for which it was manufactured, which is as a component in cold water systems only. The limited warranty provided by Simmons also will not apply if a Simmons product is improperly installed or is installed by an unqualified person. Simmons products should be installed only by licensed contractors or by persons having proper training and experience in the installation of water systems and water system components. Simmons products should not be used in water systems which may exceed the maximum working pressure indicated on the product or product literature. It is the installers responsibility to make sure the product and product installation meet all local, state, and federal code regulations.

WARNINGS: Improper use or installation of Simmons products may cause property damage or personal injury. Simmons products should be used in cold water systems only. Simmons products should not be used in water systems which may exceed the maximum pressure indicated on the product. Simmons products should be installed only by licensed and qualified persons.

Simmons
Manufacturing Company
www.simmonsmfg.com

Mailing Address:
P.O. Box 1509
McDonough, Georgia 30253-1506

Physical Address:
1608 Highway 20 East
McDonough, Georgia 30252-2717

Sales Order Desk:
800-241-1935

P: 770-957-3976
F: 770-957-3979
simmonssales@simmonsmfg.com

© SMC-4-2019

Index

CONTENT .....PAGE

PRODUCT CERTIFICATION 2

WARRANTY.....2

AIR VALVES.....39
AIR VOLUME CONTROLS:.....45
BLEEDER ORIFICE.....39
CABLE GUARD 40
CAPS, DRIVE 35
CHECK VALVES: BRONZE.....5-6
CHECK VALVES: STAINLESS STEEL.....7
CHECK VALVES: DUCTILE IRON.....8-10
CHECK VALVES: PLASTIC 38
CHECK VALVES: PARTS 11
CHECK VALVES: IMPORT 42
COUPLINGS, STANDARD, DRIVE & TURNED 35
COUPLINGS, SS DROP PIPE.....39
FOOT VALVES: BRONZE 4
FOOT VALVES: STAINLESS STEEL 4
FOOT VALVES: CAST IRON.....11
FOOT VALVES: PLASTIC.....38
FOOT VALVES: PARTS.....11
FOOT VALVES: IMPORT.....42
FROST PROOF YARD HYDRANTS & PARTS:
800LF SERIES DELUXE.....24
4800LF SERIES PREMIER 25
800SB SERIES DELUXE 26
810LF SERIES DELUXE.....24
820LF SERIES DELUXE.....27
6800LF SANITARY SERIES.....28
5800LF SERIES LANDSCAPE 29
900 SERIES IMPORT 47
YARD HYDRANT DRAIN BOX 46
INSERT FITTINGS: DOMESTIC 38
INSERT FITTINGS: IMPORT 36-37
PITCHER PUMP & PARTS 46
PITLESS ADAPTERS:.....12
PITLESS ADAPTERS: IMPORT BRONZE.....42
PITLESS ADAPTERS: IMPORT SS 42
PRESSURE GAUGES: DRY.....43
PRESSURE GAUGES: LIQUID FILLED.....43
PRESSURE REGULATOR VALVE.....12
PRESSURE SWITCHES SQUARE D 44
PRESSURE SWITCHES IMPORT 44
RELIEF VALVES 42
SPLICING KITS.....40
SUBMERSIBLE ROPE 39
TANK CROSSES & TEES: CAST 30
TANK CROSSES & TEES: GALVANIZED 41
TANK CROSSES & TEES: FABRICATED, W/UNION.....31
TANK CROSSES & TEES: ELEVATED, W/UNION.....32-33
TANK CROSSES & TEES: IMPORT BRASS.....41
TANK CROSSES & TEES: IMPORT SS.....41
TANK CROSS PACKAGES 33
TANK MANIFOLD.....41
TORQUE ARRESTOR.....40
WELL POINTS: 34-35
WELL SCREENS 34
WELL CAPS:.....13
WELL SEALS: ABS 17
WELL SEALS: CAST IRON.....14-16
WELL SEALS: STEEL.....18-23
WELL SEALS: CUSTOM/BLANK.....23
WELL SEAL: ELBOW.....37
WELL SEAL: VENTS 39
WELL SEAL: VENT PIPE 39
WELL SEAL: TOP GUIDE / GASKET.....14

DIMENSIONS, WELL POINT 36
DIMENSIONS, FOOT VALVES 48
DIMENSIONS, CHECK VALVES 48
DIMENSIONS,YARD HYDRANTS 50
PRESSURE DATA, FOOT AND CHECK VALVES 49
6800LF HYDRANT SPECIFICATIONS.....51

Bronze Foot Valves

CERTIFIED LEAD FREE Foot Valve

- Silicon bronze cast body.
- Silicon bronze cast poppet.
- Stainless Steel Perforated Strainer.
- Female threads

MADE IN U.S.A.

NSF/ANSI 372
NSF/ANSI 61

Part No.	Size	Weight Each lbs.
452SB	3/4	.5
453SB	1	.8
404SB**	1 1/4	1.0
454SB	1 1/4	1.1
455SB	1 1/4	1.3
456SB	1 1/2	1.7
457SB	2	3.0
458SB	2 1/2	7.0
459SB	3	9.2
460SB	4	18.7
461SB	6	33.5

**404SB enters 2" pipe

CERTIFIED LEAD FREE Foot Valve

- Silicon bronze cast body.
- Silicon bronze cast poppet.
- Stainless Steel Perforated Strainer.
- Dual purpose threads.

MADE IN U.S.A.

NSF/ANSI 372
NSF/ANSI 61

Part No.	Size FxM	Weight Each lbs.
465SB	3/4 x 1	.4
466SB	1 x 1 1/4	.8
467SB	1 1/4 x 1 1/2	.9

CERTIFIED LEAD FREE Foot Valve

- Silicon bronze cast body.
- Silicon bronze cast poppet.
- ABS plastic strainer.
- Female threads.
- Dual threads on 487SB.

MADE IN U.S.A.

NSF/ANSI 372
NSF/ANSI 61

Part No.	Size FxM	Weight Each lbs.
483SB	1	.8
487SB	1 x 1 1/4	.8

CERTIFIED LEAD FREE Suction Strainer

- Silicon bronze cast body.
- Stainless Steel Perforated Strainer.
- Female threads.

MADE IN U.S.A.

NSF/ANSI 372
NSF/ANSI 61

Part No.	Size	Weight Each lbs.
490SB	3/4	.5
491SB	1	.6
492SB	1 1/4	1.1
493SB	1 1/2	1.5
494SB	2	2.6
495SB	2 1/2	6.2
496SB	3	8.1
497SB	4	14.7
489SB	6	32.0

Stainless Steel Foot Valves

CERTIFIED LEAD FREE Foot Valve

- 304 Stainless Steel cast body.
- 304 Stainless Steel cast poppet.
- Stainless Steel perforated strainer.
- Female threads.

MADE IN U.S.A. FROM U.S. AND IMPORTED COMPONENTS

NSF/ANSI 372
NSF/ANSI 61

Part No.	Size	Weight Each lbs.
454SS	1 1/4	1.0

CERTIFIED LEAD FREE Stemless Foot Valve

- 304 Stainless Steel cast body.
- 304 Stainless Steel cast poppet.
- Stainless Steel perforated strainer.
- Female threads.
- Fits in 2" diameter pipe.

MADE IN U.S.A. FROM U.S. AND IMPORTED COMPONENTS

NSF/ANSI 372
NSF/ANSI 61

Part No.	Size	Weight Each lbs.
2404SS	1 1/4	1.0

Foot Valves furnished with Buna-N O-Ring, stainless steel spring, stainless steel washer, and stainless steel locknut.
All valves 3/4" through 1-1/2" have a working pressure of 400 psi. All valves 2" and larger have a working pressure of 600 psi. 190^0 F. Maximum Temperature Rating.

Bronze Check Valves

500 SB SERIES

CERTIFIED LEAD FREE Check Valve

- Silicon bronze cast body.
- Silicon bronze stemmed poppet.
- Female threads.

MADE IN U.S.A.

NSF/ANSI 372
NSF/ANSI 61

1/2" - 2" are VFD Compatible

2-1/2" - 6" See page 9 for VFD Compatible

Part No.	Size	Weight Each lbs.
501SB	1/2	.6
502SB	3/4	.8
503SB	1	1.1
513SB*	1	1.2
504SB	1 1/4	1.6
514SB**	1 1/4	1.7
505SB	1 1/2	2.1
506SB	2	3.7
507SB	2 1/2	9.8
508SB	3	10.8
509SB	4	23.6
510SB***	5	25.1
511SB	6	41.5

513SB* has longer threads.
514SB** has longer threads.
510SB*** has 5" male threads both ends.

2500 SB SERIES

CERTIFIED LEAD FREE Stemless Check Valve

- Silicon bronze cast body.
- Silicon bronze stemless poppet.
- Female threads.

MADE IN U.S.A.

NSF/ANSI 372
NSF/ANSI 61

Not VFD Compatible

Part No.	Size	Weight Each lbs.
2503SB	1	1.3
2504SB	1 1/4	1.8
2505SB	1 1/2	2.1
2506SB	2	3.7

CERTIFIED LEAD FREE Submersible Check Valve

- Silicon bronze cast body.
- Silicon bronze cast stemmed poppet.
- Female-Male threads.

MADE IN U.S.A.

NSF/ANSI 372
NSF/ANSI 61

1" - 2" are VFD Compatible

3" - 6" See page 9 for VFD Compatible

Part No.	Size	Weight Each lbs.
610SB**	1 x 1 Long	1.4
611SB**	1 1/4 x 1 1/4 Long	2.0
616SB	1 x 1	1.4
617SB	1 x 1 1/4	1.4
618SB	1 1/4 x 1 1/4	1.8
622SB	2 x 2	3.9
623SB	3 x 3	10.4
624SB	4 x 4	22.6
625SB	6 x 6	41.4

* * Extended male and female threads

CERTIFIED LEAD FREE Dual Purpose Check Valve

- Silicon bronze cast body.
- Silicon bronze cast stemmed poppet.
- Female-Male threads both ends.

MADE IN U.S.A.

NSF/ANSI 372
NSF/ANSI 61

VFD Compatible

Part No.	Size FxM	Size FxM	Weight Each lbs.
641SB	1 x 1 1/4	1 x 1 1/4	1.2

Check Valves furnished with Buna-N O-Ring, stainless steel spring, stainless steel washer, and stainless steel locknut.
All valves 1/2" through 1-1/2" have a working pressure of 400 psi. All valves 2" and larger have a working pressure of 600 psi.
190^{0} F. Maximum Temperature Rating

Bronze Tapped Check Valves

CERTIFIED LEAD FREE Single Tap

- Silicon bronze cast body.
- Silicon bronze cast poppet.
- Female threads.
  MADE IN U.S.A.

NSF/ANSI 372
NSF/ANSI 61

Stemmed 3/4" - 2" are VFD Compatible
Stemless not VFD Compatible

Part No. Stemmed	Part No. Stemless	Size	Tapped Inlet	Tapped Outlet	Wt.Ea. lbs.
521SB	-	3/4	1/8		.8
550SB	-	3/4	1/4		.8
551SB	-	3/4		1/8	.8
552SB	-	3/4		1/4	.8
522SB	2522SB	1	1/8		1.2
553SB	2553SB	1	1/4		1.2
554SB	2554SB	1		1/8	1.2
555SB	2555SB	1		1/4	1.1
523SB	2523SB	1 1/4	1/8		1.7
556SB	2566SB	1 1/4	1/4		1.7
557SB	2557SB	1 1/4		1/8	1.7
558SB	2558SB	1 1/4		1/4	1.7
524SB	2524SB	1 1/2	1/8		2.0
559SB	2559SB	1 1/2	1/4		2.0
560SB	2560SB	1 1/2		1/8	2.0
561SB	2561SB	1 1/2		1/4	2.0
525SB	2525SB	2	1/8		3.7
562SB	2562SB	2	1/4		3.7
563SB	2563SB	2		1/8	3.7
564SB	2564SB	2		1/4	3.7
526SB	-	2 1/2	1/8		9.8
527SB	-	3	1/8		10.1
528SB	-	4	1/8		23.5

CERTIFIED LEAD FREE Double Tapped

- Silicon bronze cast body.
- Silicon bronze cast poppet.
- Female threads.
  MADE IN U.S.A.

NSF/ANSI 372
NSF/ANSI 61

Stemmed 3/4" - 2" are VFD Compatible
Stemless not VFD Compatible

Part No. Stemmed	Part No. Stemless	Size	Tapped Inlet	Tapped Outlet	Wt.Ea. lbs.
541SB	-	3/4	1/8	1/4	.8
580SB	-	3/4	1/4	1/4	.8
542SB	2542SB	1	1/8	1/4	1.2
581SB	2581SB	1	1/4	1/4	1.2
588SB	2588SB	1	1/8	1/8	1.2
543SB	2543SB	1 1/4	1/8	1/4	1.7
582SB	2582SB	1 1/4	1/4	1/4	1.7
589SB	2589SB	1 1/4	1/8	1/8	1.7
544SB	2544SB	1 1/2	1/8	1/4	2.0
583SB	2583SB	1 1/2	1/4	1/4	2.0
533SB	2533SB	1 1/2	1/8	1/8	2.0
545SB	2545SB	2	1/8	1/4	3.7
584SB	2584SB	2	1/4	1/4	3.7
546SB	-	2 1/2	1/8	1/4	9.8
547SB	-	3	1/8	1/4	10.1
548SB	-	4	1/8	1/4	23.5

CERTIFIED LEAD FREE Control Center

- Silicon bronze cast body.
- Silicon bronze cast poppet.
- Four tappings.
- Female threads.
  MADE IN U.S.A.

VFD Compatible

NSF/ANSI 372
NSF/ANSI 61

Part No.	Size	Wt. Ea. lbs.
601SB	1	1.3
602SB	1 1/4	1.7
603SB	1 1/2	2.1
604SB	2	3.6
606SB	1	1.3
607SB	1 1/4	1.7

*601-604 tappings: One 1/8" inlet, Two 1/4" outlets, One 1/8" outlet.
**606-607 tappings: Two 1/4" outlets.

Check Valves furnished with Buna-N O-Ring, stainless steel spring, stainless steel washer, and stainless steel locknut.
All valves 3/4" through 1-1/2" have a working pressure of 400 psi. All valves 2" and larger have a working pressure of 600 psi. 190^0 F. Maximum Temperature Rating.

Stainless Steel Check Valves

CERTIFIED LEAD FREE
Check Valve

- 304 Stainless Steel cast body.
- 304 Stainless Steel cast poppet.
- Female threads.

MADE IN U.S.A. FROM U.S. AND IMPORTED COMPONENTS
VFD Compatible

NSF/ANSI 372
NSF/ANSI 61

Part No.	Size	Weight Each lbs.
513SS	1	1.2
514SS	1 1/4	1.7
505SS	1 1/2	2.1
506SS	2	3.7

CERTIFIED LEAD FREE
Single Tapped Check Valve

- 304 Stainless Steel cast body.
- 304 Stainless Steel cast poppet.
- Female threads.

MADE IN U.S.A. FROM U.S. AND IMPORTED COMPONENTS
VFD Compatible

NSF/ANSI 372
NSF/ANSI 61

Part No.	Size	Inlet	Outlet	Wt.Ea. lbs.
522SS	1	1/8		1.2
553SS	1	1/4		1.2
554SS	1		1/8	1.2
555SS	1		1/4	1.2
523SS	1 1/4	1/8		1.7
556SS	1 1/4	1/4		1.7
558SS	1 1/4		1/4	1.7
524SS	1 1/2	1/8		2.0
559SS	1 1/2	1/4		2.0
560SS	1 1/2		1/8	2.0
561SS	1 1/2		1/4	2.0
525SS	2	1/8		3.7
562SS	2	1/4		3.7
563SS	2		1/8	3.7
564SS	2		1/4	3.7

CERTIFIED LEAD FREE
Double Tapped Check Valve

- 304 Stainless Steel cast body.
- 304 Stainless Steel cast poppet.
- Female threads.

MADE IN U.S.A. FROM U.S. AND IMPORTED COMPONENTS
VFD Compatible

NSF/ANSI 372
NSF/ANSI 61

Part No.	Size	Inlet	Outlet	Wt.Ea. lbs.
542SS	1	1/8	1/4	1.2
581SS	1	1/4	1/4	1.2
588SS	1	1/8	1/8	1.2
543SS	1 1/4	1/8	1/4	1.7
582SS	1 1/4	1/4	1/4	1.7
589SS	1 1/4	1/8	1/8	1.7
544SS	1 1/2	1/8	1/4	2.0
583SS	1 1/2	1/4	1/4	2.0
533SS	1 1/2	1/8	1/8	2.0
545SS	2	1/8	1/4	3.7
584SS	2	1/4	1/4	3.7

CERTIFIED LEAD FREE
Submersible Check Valve

- 304 Stainless Steel cast body.
- 304 Stainless Steel cast poppet.
- Female/Male threads.

MADE IN U.S.A. FROM U.S. AND IMPORTED COMPONENTS
VFD Compatible

NSF/ANSI 372
NSF/ANSI 61

Part No.	Size FxM	Weight Each lbs.
617SS	1 x 1 1/4	1.3
618SS	1 1/4 x 1 1/4	1.7

Check Valves furnished with Buna-N O-Ring, stainless steel spring, stainless steel washer, and stainless steel locknut.
All valves 3/4" through 1-1/2" have a working pressure of 400 psi. All valves 2" and larger have a working pressure of 600 psi. 190^{0} F. Maximum Temperature Rating.

Simmons

DUCTILE IRON CHECK VALVES

CERTIFIED LEAD FREE Check Valve

- ASTM A536 Ductile iron body.
- Silicon bronze stemmed poppet.
- Non-toxic polyester powder coated finish.
- Female threads.
  1" - 2" are VFD Compatible
  2-1/2" - 6" See page 9 for VFD Compatible

MADE IN U.S.A.

NSF/ANSI 372
NSF/ANSI 61

Stemmed Part No.	Size	Wt.Ea. lbs.
653SB	1	1.2
654SB	1-1/4	1.7
655SB	1-1/2	2.2
680SB	2	3.9
669SB	2-1/2	15.1
670SB	3	12.2
681SB	3*	13.1
671SB	4	25.6
674SB	5	36.5
672SB	6	48.7
683SB	6*	65
673SB	8	63.7
689SB	10	110.0

* High Flow Design

CERTIFIED LEAD FREE Check Valve

- ASTM A536 Ductile iron body.
- Silicon bronze stemless poppet.
- Non-toxic polyester powder coated finish.
- Female threads.
  Not VFD Compatible.

MADE IN U.S.A.

NSF/ANSI 372
NSF/ANSI 61

Stemless Part No.	Size	Wt.Ea. lbs.
2653SB	1	1.2
2654SB	1-1/4	1.6
2655SB	1-1/2	2.2
2680SB	2	3.7
2681SB	3*	13.3
2671SB	4	23.2
2674SB	5	37
2683SB	6*	67

* High Flow Design

CERTIFIED LEAD FREE Check Valve with Break-off Plug

- ASTM A536 Ductile iron body.
- Silicon bronze stemmed poppet.
- Non-toxic polyester powder coated finish.
- 1/2" Break-off plug standard.
- 3/8" Break-off plug optional.
- Female threads.
  See page 9 for VFD Compatible.

MADE IN U.S.A.

NSF/ANSI 372
NSF/ANSI 61

Stemmed Part No.	Size	Wt.Ea. lbs.
668SB	2-1/2	15.3
675SB	3	12.4
685SB	3*	13.4
676SB	4	25.8
679SB	5	36.8
677SB	6	49
687SB	6*	65.5
678SB	8	64.2
690SB	10	110.6

* High Flow Design

CERTIFIED LEAD FREE Check Valve with Break-off Plug

- ASTM A536 Ductile iron body.
- Silicon bronze stemless poppet.
- Non-toxic polyester powder coated finish.
- 1/2" Break-off plug standard.
- 3/8" Break-off plug optional.
- Female threads
  Not VFD Compatible.

MADE IN U.S.A.

NSF/ANSI 372
NSF/ANSI 61

Stemless Part No.	Size	Wt.Ea. lbs.
2685SB	3*	13.5
2676SB	4	23.5
2679SB	5	37.2
2687SB	6*	67.2

* High Flow Design

CERTIFIED LEAD FREE Submersible Check Valve

- ASTM A536 Ductile iron body.
- Silicon bronze stemmed poppet.
- Non-toxic polyester powder coated finish.
- Male x Female threads.

MADE IN U.S.A.

NSF/ANSI 372
NSF/ANSI 61

2" VFD Compatible. 3"-6" See page 9 for VFD Compatible.

Part No.	Size FxM	Wt. Ea. lbs.
658SB	2 x 2	3.9
660SB	3 x 3	12.3
661SB	4 x 4	25.5
662SB	6 x 6	48.7

CERTIFIED LEAD FREE Submersible Check Valve With Break-off Plug

- ASTM A536 Ductile iron body.
- Silicon bronze stemmed poppet.
- Non-toxic polyester powder coated finish.
- 1/2" Break-off plug standard.
- 3/8" Break-off plug optional.
- Male x Female threads.
  See page 9 for VFD Compatible.

MADE IN U.S.A.

NSF/ANSI 372
NSF/ANSI 61

Part No.	Size FxM	Wt. Ea lbs.
626SB	3 x 3	12.5
627SB	4 x 4	25.8
628SB	6 x 6	49.3

Check Valves furnished with Buna-N O-Ring, stainless steel spring, stainless steel washer, and stainless steel locknut.
All valves 3/4" through 1-1/2" have a working pressure of 400 psi. All valves 2" and larger have a working pressure of 600 psi. 190^0 F. Maximum Temperature Rating.

DUCTILE IRON CHECK VALVES FOR VFD SYSTEMS

Stabilizer

Simmons time-proven dependable Ductile Iron Check Valve design with stabilizer sleeve added. Provides added reliability for constant pressure variable speed systems. Pressed-in silicon bronze sleeve increases contact area of poppet stem for added stability. The smaller diameter hole provides closer tolerance. Sleeve is fluted to allow flushing of any foreign debris. Sleeve and poppet are of identical material, reducing electrolysis worries.

CERTIFIED LEAD FREE Ductile Iron Check Valves with Stabilizer for VFD Systems

- ASTM A536 Ductile iron body
- Silicon bronze stemmed poppet
- Non-toxic polyester powder coated finish
- Female Threads

MADE IN U.S.A.

NSF/ANSI 372
NSF/ANSI 61

Part No.	Size	Wt.Ea. lbs.
630SB	2-1/2	15.2
631SB	3	12.4
632SB	3*	13.3
633SB	4	26.1
634SB	5	36.7
635SB	6	49.0

* High Flow Design

CERTIFIED LEAD FREE Check Valve With Stabilizer for VFD Systems With Break-off Plug

- ASTM A536 Ductile iron body
- Silicon bronze stemmed poppet
- 1/2" Break-off plug standard.
- 3/8" Break-off plug optional.
- Non-toxic polyester powder coated finish

MADE IN U.S.A.

NSF/ANSI 372
NSF/ANSI 61

Part No.	Size	Wt.Ea. lbs.
691SB	2-1/2	15.4
692SB	3	12.5
693SB	3*	13.5
694SB	4	25.9
695SB	5	36.9
696SB	6	49.3

* High Flow Design

CERTIFIED LEAD FREE Submersible Check Valve With Stabilizer for VFD Systems

- ASTM A536 Ductile iron body.
- Silicon bronze stemmed poppet.
- Male x Female threads.
- Non-toxic polyester powder coat paint.

MADE IN U.S.A.

NSF/ANSI 372
NSF/ANSI 61

Part No.	FxM Size	Wt.Ea. lbs.
636SB	3	12.5
637SB	4	25.7
638SB	6	49.0

CERTIFIED LEAD FREE Submersible Check Valve for VFD Systems With Break-off Plug

- ASTM A536 Ductile iron body.
- Silicon bronze stemmed poppet.
- 1/2" Break-off plug standard.
- 3/8" Break-off plug optional.
- Male x Female threads.
- Non-toxic polyester powder coat paint.

MADE IN U.S.A.

NSF/ANSI 372
NSF/ANSI 61

Part No.	FxM Size	Wt.Ea. lbs.
697SB	3	12.7
698SB	4	25.9
699SB	6	49.8

Check Valves furnished with Buna-N O-Ring, stainless steel spring, stainless steel washer, and stainless steel locknut.
All valves 2-1/2" and larger have a working pressure of 600 psi. 190^0 F. Maximum Temperature Rating.

CERTIFIED LEAD FREE Break-off Plug Only

MADE IN U.S.A.

- 303 Stainless steel.
- The break-off plug, when manually broken, allows water to drain from drop pipe before removal of pump.

NSF/ANSI 372
NSF/ANSI 61

Part No.	Size	Wt.Ea. lbs.	Length
4061	1/2	.3	3"
4068	3/8	.2	3"
4069**	1/2	.5	5"
4078**	3/8	.4	5"

**For 8 & 10" Valves

NSF/ANSI 372
NSF/ANSI 61

CERTIFIED LEAD FREE Ductile Iron Single Tap Check Valve

- Powder coated ASTM A536 ductile iron cast body.
- Silicon bronze cast poppet.
- Female threads.

MADE IN U.S.A.
Stemmed 1" - 2" are VFD compatible.
Stemless are not VFD compatible.

Part No. Stemmed	Part No. Stemless	Size	Tapped Inlet	Tapped Outlet	Wt.Ea. lbs.
6022SB	26022SB	1	1/8		1.3
6053SB	26053SB	1	1/4		1.3
6054SB	26054SB	1		1/8	1.3
6055SB	26055SB	1		1/4	1.3
6023SB	26023SB	1 1/4	1/8		1.7
6056SB	26056SB	1 1/4	1/4		1.7
6058SB	26058SB	1 1/4		1/4	1.7
6024SB	26024SB	1 1/2	1/8		2.1
6059SB	26059SB	1 1/2	1/4		2.1
6060SB	26060SB	1 1/2		1/8	2.1
6061SB	26061SB	1 1/2		1/4	2.1
6025SB	26025SB	2	1/8		3.5
6062SB	26062SB	2	1/4		3.5
6063SB	26063SB	2		1/8	3.5
6064SB	26064SB	2		1/4	3.5
6027SB	-	3	1/8		11.7
6028SB	-	4	1/8		21.5

Standard Stemmed Poppet Check Valve

Stemless Poppet Check Valve

NSF/ANSI 372
NSF/ANSI 61

CERTIFIED LEAD FREE Ductile Iron Double Tap Check Valve

- Powder coated ASTM A536 Ductile iron cast body.
- Silicon bronze cast poppet.
- Female threads.

MADE IN U.S.A.
Stemmed 1" - 2" are VFD compatible.
Stemless are not VFD compatible

Part No. Stemmed	Part No. Stemless	Size	Tapped Inlet	Tapped Outlet	Wt.Ea. lbs.
6042SB	26042SB	1	1/8	1/4	1.3
6081SB	26081SB	1	1/4	1/4	1.3
6088SB	26088SB	1	1/8	1/8	1.3
6043SB	26043SB	1 1/4	1/8	1/4	1.7
6082SB	26082SB	1 1/4	1/4	1/4	1.7
6089SB	26089SB	1 1/4	1/8	1/8	1.7
6044SB	26044SB	1 1/2	1/8	1/4	2.1
6083SB	26083SB	1 1/2	1/4	1/4	2.1
6033SB	26033SB	1 1/2	1/8	1/8	2.1
6045SB	26045SB	2	1/8	1/4	3.50
6084SB	26084SB	2	1/4	1/4	3.50
6047SB	-	3	1/8	1/4	11.7
6048SB	-	4	1/8	1/4	21.50

Check Valves furnished with Buna-N O-Ring, stainless steel spring, stainless steel washer, and stainless steel locknut.
All valves 1" through 1-1/2" have a working pressure of 400 psi. All valves 2" and larger have a working pressure of 600 psi. 190^0 F. Maximum Temperature Rating.

CERTIFIED LEAD FREE Cast Iron Foot Valve

- Powder coated cast iron.
- Weighted leather flapper.
- Maximum Pressure 20 PSI.

MADE IN U.S.A. FROM U.S AND IMPORTED COMPONENTS

Part No.	Size	Weight Each lbs.
471	1 1/4	3.4
472	1 1/2	3.3
473	2	6.5
475	3	12.3
476	4	20.5
477	5	32.0
478	6	44.7
479	8	95.0

NSF/ANSI 372

Cast Iron Foot Valve Parts

- Leather flapper replacements. MADE IN U.S.A.

Part No.	Valve Size
192460	1 1/4"- 1 1/2"
192470	2"
192480	2 1/2" - 3"
192490	4"
192500	5"
192510	6"
192525	8"

Valve Parts

NSF/ANSI 372
NSF/ANSI 61

Stemless Poppets available upon request.

Complete Poppet, FOOT VALVE

Part No.	Size
981SB	3/4"
982SB	1"
983SB	1 1/4"
984SB	1 1/2"
985SB	2"
986SB	2 1/2"
987SB	3"
988SB	4"
989SB	6"

* High Flow Design Poppet

Complete Poppet, CHECK VALVE

Part No.	Size
959SB	1/2"
960SB	3/4"
961SB	1"
962SB	1 1/4"
963SB	1 1/2"
964SB	2"
965SB	2 1/2"
966SB	3"
967SB	4"
968SB	5"
969SB	6"
990SB	8"
987SB	3" *
992SB	6" *

Strainer with Bottom Plate & Screw for Foot Valve

Part No.	Size
951SB	3/4"
952SB	1"
953SB	1 1/4"
954SB	1 1/2"
955SB	2"
956SB	2 1/2"
957SB	3"
958SB	4"
999SB	6"

O Ring, CHECK VALVE and FOOT VALVE

Part No.	Size
8100	1/2"
8101	3/4"
8102	1"
8103	1 1/4"
8104	1 1/2"
8105	2"
8106	2 1/2"
8107	3" F.V. & C.V. *
8108	4" F.V.
8109	4"- 5" C.V.
8110	6"
8106	3" check only
8112	8" check only
8113	6" High Flow C.V.

* For 3" High Flow Design Poppet

Poppet Spring, FOOT VALVE

Part No.	Size
8201	3/4"
8202	1"
8206	1 1/4"
8208	1 1/2" & 2"
8204	2 1/2" & 3"
8205	4"
8209	6"

Poppet Spring, CHECK VALVE

Part No.	Size
8211	1/2"
8202	3/4"
8206	1" & 1 1/4"
8207	1 1/2" & 2"
8204	2 1/2" & 3"
8210	4" & 5"
8209	6"
8212	8"

CERTIFIED LEAD FREE Pitless Adapter

- Silicon Bronze body.
- Buna-N O-Ring.
- Vertical position indicator.

MADE IN U.S.A.

NSF/ANSI 372
NSF/ANSI 61

All Simmons Pitless Adapters CERTIFIED WATER TIGHT by the Water Systems Council Pitless Adapter Division.

Part No.	Size	Hole Size Required	Flits Casing Size	Supports Lbs.	Weight Each Lbs.	Carton Quantity
1820SB	Not Available. See 1840SB					
1822SB	1 1/4	2 1/8	5 -12”	5,000	6.0	6
7325	Replacement O-ring					

CERTIFIED LEAD FREE Pitless Adapter

- Silicon Bronze body.
- Buna-N O-Ring.
- Vertical position indicator.

MADE IN U.S.A.

NSF/ANSI 372
NSF/ANSI 61

All Simmons Pitless Adapters CERTIFIED WATER TIGHT by the Water Systems Council Pitless Adapter Division.

Part No.	Size	Hole Size Required	Flits Casing Size	Supports Lbs.	Weight Each Lbs.	Carton Quantity
1840SB	1	1 5/8	5 - 12”	5,000	3.1	6
7315	Replacement O-ring					

LEAD FREE Pitless Adapter

- Silicon Bronze body.
- Buna-N O-Ring.
- Vertical position indicator.

MADE IN U.S.A.
Not for sale in CA, LA, VT, MD
See page 42 for certified lead free 2” pitless adapter.

All Simmons Pitless Adapters CERTIFIED WATER TIGHT by the Water Systems Council Pitless Adapter Division.

Part No.	Size	Hole Size Required	Flits Casing Size	Supports Lbs.	Weight Each Lbs.	Carton Quantity
1825SB	2	3 1/8	5 5/8” - 12”	5,000	10.8	6
7317	Replacement O-ring					

CERTIFIED LEAD FREE Pressure Regulator Valve

- Silicon bronze cast body.
- Adjustable bronze cylinder control.
- For deep well pumps.
- Positive O-Ring seat.

MADE IN U.S.A.

NSF/ANSI 372
NSF/ANSI 61

Part No.	Size	Pressure Line Tapping	Weight Each lbs.
730SB	3/4 x 3/4 x 3/4	-	.8
731SB	1 x 1 x 1	1/8	1.2
732SB	1 x 1 x 1	1/4	1.2

Well Cap --- Powder Coated

- Cast iron.
- Conduit type.
- Individually boxed.

IMPORT

751 - 754

760-1

Part No.	Well Casing I.D.	Weight Each lbs.	Carton Quantity
751	4	2.3	1
753	5 5/8	3.8	1
754	6 - 6 1/4	5.2	1
760-1	5 5/8 - 6 1/4	5.5	1

Well Cap --- Galvanized

- Galvanized cast iron.
- Conduit type.
- Individually boxed.

IMPORT

762

Part No.	Well Casing I.D.	Weight Each lbs.	Carton Quantity
762	5 5/8	3.8	1

Watertight Well Cap

- Heavy Duty Cast Iron.
- 5 Bolt Construction.
- 1/4" Grounding Lug.
- 9/16" Screened Vent.
- Powder coated polyester finish.
- Individually boxed.
- Custom nameplates available.

ASSEMBLED IN U.S.A. WITH IMPORTED COMPONENTS

Part No.	Casing I.D.	Conduit Connection.	Weight Each lbs.	Carton Quantity
758	6" & 6 1/4"	1"	9.1	1
759	6" & 6 1/4"	1 1/4"	9.3	1

Watertight Well Caps

- 1" NPT conduit connection.
- Stainless Steel Screened vents.
- Stainless steel nuts and bolts.
- Place under cap to write well and pump reference data.
- Water Systems Council approved.

MADE IN U.S.A.

Part No.	Well Casing I.D./O.D.	Weight Ea. lbs.	Carton Quantity
SCP4	4 / 4 1/2	.9	1
SCP5	5 / 5 9/16	1.3	1
SCP6	6 / 6 5/8	1.5	1
WCP6	6 / 6 5/8	2.0	1
SCPC6	6 / 6 5/8	1.2	1

SCP4, SCP5, SCP6

Thermoplastic/ABS...2-part

- Injection molded thermoplastic top and ABS bottom, can be solvent welded to PVC well casing.

SCP5

WCP6

Thermoplastic/Aluminum...3-part

- For use on steel or plastic casing.
- Thermoplastic top, aluminum middle and bottom rings.

WCP6

SCPC6 Thermoplastic...2 part

- For use on steel or plastic casing.
- Thermoplastic top with clamp-on bottom rings.

SCPC6



CAST IRON Well Seals

Single Drop Pipe - Split Top Plate - Submersible

- Class 25 Non-toxic lead free powder coated cast iron.
- Zinc plated steel bolts.
- Single hole.
- 3/4" molded rubber, 50 Durometer.

MADE IN U.S.A. FROM U.S. AND IMPORTED COMPONENTS

Nominal Casing Size	Standard Gasket O.D.	Turned Gasket O.D.
3	2.95	-
4	3.95	-
4 1/4	4.20	-
4 1/2	4.45	4.37
5	4.95	4.91
5 5/8	5.58	-
6	5.95	-
6 1/4	6.20	-
8	7.95	-

SIMMONS SUPERIOR PACKAGING

All well seals are individually boxed...

...then packed 6 per master carton.

Part No.	Well Size I.D.	Drop Pipe Size	Cable Hole Tapping	Vent Tapping	Weight Each lbs.	Carton Quantity
108	3	1	3/8	1/8	2.1	6
109	3	1 1/4	5/16 **	1/8 *	2.0	6
111	4	1	3/4	1/2	3.4	6
047	4	1 Offset	3/4	1/2	3.5	6
112	4	1 1/4 Offset	3/4	1/2	3.3	6
105***	4	1 1/4 Offset	3/4	1/2	3.3	6
113	4	1 1/2 Offset	3/4	1/2	2.9	6
114	4	2 Offset	1/2	1/2	2.7	6
116	4 1/4	1	3/4	1/2	3.6	6
117	4 1/4	1 1/4 Offset	3/4	1/2	3.5	6
118	4 1/4	1 1/2 Offset	3/4	1/2	3.1	6
119	4 1/4	2 Offset	1/2	1/2	2.8	6
165	4 1/2	1	3/4	1/2	3.8	6
165-T****	4 1/2	1	3/4	1/2	3.8	6
166	4 1/2	1 1/4	3/4	1/2	3.7	6
166-T****	4 1/2	1 1/4	3/4	1/2	3.7	6
167	4 1/2	1 1/2	3/4	1/2	3.5	6
121	5	1	1	1/2	5.6	6
121-T****	5	1	1	1/2	5.6	6
122	5	1 1/4	1	1/2	5.2	6
122-T****	5	1 1/4	1	1/2	5.2	6
123	5	1 1/2	1	1/2	5.0	6
124	5	2	3/4	1/2	4.3	6
131	5 5/8	1	1	1/2	7.3	6
132	5 5/8	1 1/4	1	1/2	7.2	6
133	5 5/8	1 1/2	1	1/2	6.9	6
134	5 5/8	2	1	1/2	6.4	6
136	6	1	1	1/2	7.5	6
137	6	1 1/4	1	1/2	7.1	6
138	6	1 1/2	1	1/2	7.2	6
139	6	2	1	1/2	7.3	6
141	6 1/4	1	1	1/2	7.5	6
142	6 1/4	1 1/4	1	1/2	7.1	6
143	6 1/4	1 1/2	1	1/2	7.4	6
144	6 1/4	2	1	1/2	7.6	6
196	8	1	1	1/2	16.5	1
197	8	1 1/4	1	1/2	16.3	1
198	8	1 1/2	1	1/2	16.0	1
199	8	2	1	1/2	15.2	1
041	8	3	1	1/2	13.4	1
042	8	4	1	1/2	10.9	1

* One 1/8" Drilled hole - no threads.
** Two 5/16" Drilled holes - no threads.
*** Extra Offset
**** Smaller Gasket OD-See Chart

WELL SEAL Gasket/Top Guide

- 3/4" molded rubber, 50 Durometer. MADE IN U.S.A.

Specify Casing I.D. 2" - 20" and specify drop pipe size.

CAST IRON Well Seal

Single Drop Pipe - Solid Top Plate - Submersible Pump

- Class 25 Non-toxic lead free powder coated cast iron.
- Zinc plated steel bolts.
- Single hole.
- 3/4" molded rubber, 50 Durometer.

MADE IN U.S.A. FROM U.S. AND IMPORTED COMPONENTS

Part No.	Well Size I.D.	Drop Pipe Size	Cable Hole Tapping	Vent Tapping	Weight Each lbs.	Carton Quantity
106	2	3/4	1/8	1/8	.7	1
107	2	1	1/8*	1/8*	.7	1
301B	4	--	--	--	3.7	6
301	4	1	3/4	1/2	3.4	6
048	4	1 Offset	3/4	1/2	3.3	6
049	4	1 1/4 Offset	3/4	1/2	3.2	6
306	4 1/4	1	3/4	1/2	3.7	6
323	5	1	3/4	1/2	5.6	6
313A	6	Blank	1	1/2	8.6	6
313B	6	Blank	-	-	8.9	6
313	6	1	1	1/2	8.1	6
314	6	1 1/4	1	1/2	7.7	6
315	6	1 1/2	1	1/2	7.8	6
316	6	2	1	1/2	7.2	6
021	6	3 Offset	1	1/2	5.1	6
318	6 1/4	1	1	1/2	8.1	6
319	6 1/4	1 1/4	1	1/2	8.0	6
320	6 1/4	1 1/2	1	1/2	7.8	6
321	6 1/4	2	1	1/2	7.5	6

*1/8" drilled hole - no threads.

MADE IN U.S.A. FROM U.S. AND IMPORTED COMPONENTS

Designed to fit outside of well casing.

Part No.	Well Size I.D.	Drop Pipe Size	Vent Tapping	Weight Each lbs.	Carton Quantity
045	2	1 1/4	1/8	3.1	6
046	3	1 1/2	1/8	5.3	6
050	3	2	1/8	4.7	6

CAST IRON Well Seal

Double Drop Pipe - Split Top Plate - Jet Pump

- Class 25 Non-toxic lead free powder coated cast iron.
- Zinc plated steel bolts.
- Double hole.
- 3/4" molded rubber, 50 Durometer.

MADE IN U.S.A. FROM U.S. AND IMPORTED COMPONENTS

Part No.	Well Size I.D.	Drop Pipe Size	Vent Tapping	Weight Each lbs.	Carton Quantity
149	3	1 x 3/4	1/4	1.7	1
152	4	1 1/4 x 1	1/2	2.9	6
153	4	1 1/4 x 1 1/4	1/2	2.8	6
156	4 1/4	1 1/4 x 1	1/2	3.0	6
157	4 1/4	1 1/4 x 1 1/4	1/2	2.8	6
161	5	1 1/4 x 1	1/2	4.8	6
171	5 5/8	1 1/4 x 1	1/2	6.3	6
172	5 5/8	1 1/4 x 1 1/4	1/2	6.2	6
177	6	1 1/4 x 1	1/2	7.1	6
178	6	1 1/4 x 1 1/4	1/2	7.1	6
183	6 1/4	1 1/4 x 1	1/2	7.3	6
184	6 1/4	1 1/4 x 1 1/4	1/2	7.3	6

CAST IRON Well Seal

Single Drop Pipe - Slotted Cable Hole

- Class 25 Non-toxic lead free powder coated cast iron.
- Zinc plated steel bolts.
- Single Hole.
- 3/4" molded rubber 50 Durometer.
- 3/8" x 1-1/8" slotted cable hole.

MADE IN U.S.A. FROM U.S. AND IMPORTED COMPONENTS

Part No.	Well Size I.D.	Drop Pipe Size	Vent Tapping	Weight Each lbs.	Carton Quantity
111-S	4	1	1/2	3.5	6
112-S	4	1 1/4	1/2	3.2	6
113-S	4	1 1/2	1/2	3.2	6
114-S	4	2	1/2	2.4	6

CAST IRON Well Seal

Single Drop Pipe - Split Top Plate - with eyebolt

- Class 25 Non-toxic lead free powder coated cast iron.
- Zinc plated steel bolts.
- Single hole.
- 3/4" molded rubber, 50 Durometer.
- With 3/8" eyebolt.

MADE IN U.S.A. FROM U.S. AND IMPORTED COMPONENTS

Part No.	Well Size I.D.	Drop Pipe Size	Cable Hole Tapping	Vent Tapping	Weight Each lbs.	Carton Quantity
208	3	1	3/8	1/8	2.1	1
211	4	1	3/4	1/2	3.5	6
212	4	1 1/4	3/4	1/2	3.4	6
216	4 1/4	1	3/4	1/2	3.6	6
217	4 1/4	1 1/4	3/4	1/2	3.5	6
221	5	1	1	1/2	5.5	6
222	5	1 1/4	1	1/2	5.1	6
223	5	1 1/2	1	1/2	5.0	6
224	5	2	3/4	1/2	4.3	6
231	5 5/8	1	1	1/2	7.6	6
232	5 5/8	1 1/4	1	1/2	7.3	6
233	5 5/8	1 1/2	1	1/2	7.2	6
234	5 5/8	2	1	1/2	6.8	6
236	6	1	1	1/2	7.5	6
237	6	1 1/4	1	1/2	7.1	6
238	6	1 1/2	1	1/2	7.0	6
239	6	2	1	1/2	6.9	6
241	6 1/4	1	1	1/2	7.5	6
242	6 1/4	1 1/4	1	1/2	7.1	6
243	6 1/4	1 1/2	1	1/2	7.0	6
244	6 1/4	2	1	1/2	6.9	6
296	8	1	1	1/2	16.5	1
297	8	1 1/4	1	1/2	16.3	1
298	8	1 1/2	1	1/2	16.0	1
299	8	2	1	1/2	15.2	1

ABS Well Seals

- Single Hole - Solid Top

- ABS material.
- Zinc plated steel bolts.
- 3/4" molded rubber, 50 Durometer.
- Individually boxed.

MADE IN U.S.A.

1906

Part No.	Well Size I.D.	Drop Pipe Size	Cable Hole Tapping	Vent Tapping	Wgt. Ea. lbs.	Ctn. Qty.
1900	4	3/4	3/4	1/2	1.4	6
1901	4	1	3/4	1/2	1.4	6
1902	4	1 1/4	3/4	1/2	1.4	6
1903	4	1 1/2	3/4	1/2	1.3	6
1904*	4	2	1/2	1/4	1.2	6
1906**	4	2	3/4	1/2	1.2	6
1907	4	Blank	3/4	1/2	1.4	6
1921	5	1	3/4	1/2	2.5	6
1922	5	1 1/4	3/4	1/2	2.3	6
1923	5	1 1/2	3/4	1/2	2.3	6
1924	5	2	3/4	1/2	2.1	6
1931	5 5/8	1	3/4	1/2	2.7	6
1932	5 5/8	1 1/4	3/4	1/2	2.7	6
1933	5 5/8	1 1/2	3/4	1/2	2.6	6
1934	5 5/8	2	3/4	1/2	2.5	6
1939	6	Blank	1	1/2	2.8	6
1940	6	3/4	1	1/2	2.7	6
1941	6	1	1	1/2	2.7	6
1942	6	1 1/4	1	1/2	2.6	6
1943	6	1 1/2	1	1/2	2.5	6
1944	6	2	3/4	1/2	2.4	6
1949	6 1/4	Blank	1	1/2	2.8	6
1950	6 1/4	3/4	1	1/2	2.7	6
1951	6 1/4	1	1	1/2	2.7	6
1952	6 1/4	1 1/4	1	1/2	2.6	6
1953	6 1/4	1 1/2	1	1/2	2.5	6
1954	6 1/4	2	3/4	1/2	2.4	6

*1/2" cable hole.
**With raised fitting support.

Stainless Steel Bolts Available

ABS Well Seals

- Double Hole - Solid Top

- ABS material.
- Zinc plated steel bolts.
- 3/4" molded rubber, 50 Durometer.
- Individually boxed.

MADE IN U.S.A.

Part No.	Well Size I.D.	Drop Pipe Size	Vent Tapping	Wgt. Ea. lbs.	Carton Qty.
1905	4	1 1/4 x 1	1/2	1.5	6
1925	5	1 1/4 x 1	1/2	2.0	6
1935	5 5/8	1 1/4 x 1	1/2	2.2	6
1936	5 5/8	1 1/4 x 1 1/4	1/2	2.2	6
1945	6	1 1/4 x 1	1/2	2.6	6
1946	6	1 1/4 x 1 1/4	1/2	2.6	6
1955	6 1/4	1 1/4 x 1	1/2	2.8	6
1956	6 1/4	1 1/4 x 1 1/4	1/2	2.8	6

Stainless Steel Bolts Available

Simmons

Steel Well Seals

Single Drop Pipe - Solid Top - Submersible Pump

- A36 hot roll steel. • Single Hole.
- Zinc plated steel bolts.
- 3/4" molded rubber, 35 Durometer.
- Powder coated polyester finish.
- Individually boxed.
  MADE IN U.S.A.

Nominal Casing Size	Standard Gasket O.D.	Smaller Gasket O.D.
4	3.95	-
4 1/4 - 4 1/2	4.20	-
5	4.95	4.76
6	5.95	5.72
6 1/4	6.20	5.95

Standard Gasket Part No.	Smaller Gasket Part No.	Well Size I.D.	Drop Pipe Size	Cable Hole Tapping	Vent Tapping	Top Plate	Max. Load	Wgt. Ea. Lbs.	Carton Quantity
3841	-	3	Offset 1 1/4	1/2	1/2	3/16	2,100	1.5	6
3501	-	4	1	3/4	1/2	3/16	2,100	2.1	6
3502	-	4	1 1/4	3/4	1/2	3/16	2,100	1.9	6
3503	-	4	Offset 1 1/4	1	1/2	3/16	2,100	1.8	6
3504	-	4	1 1/2	3/4	1/2	3/16	2,100	1.9	6
3505	-	4	Offset 2	1/2	1/2	3/16	2,100	1.7	6
3506	-	4	Offset 1	1	1/2	3/8	9,000	3.0	6
3507	-	4	1 1/4	3/4	1/2	3/8	9,000	2.7	6
3508	-	4	Offset 1 1/4	1	1/2	3/8	9,000	2.6	6
3509	-	4	1 1/2	3/4	1/2	3/8	9,000	2.4	6
3510	-	4	Offset 2	1/2	1/2	3/8	9,000	2.3	6
3511	-	4 1/4 - 4 1/2	1	3/4	1/2	3/16	2,100	2.2	6
3512	-	4 1/4 - 4 1/2	1 1/4	3/4	1/2	3/16	2,100	2.0	6
3513	-	4 1/4 - 4 1/2	Offset 1 1/4	1	1/2	3/16	2,100	2.0	6
3514	-	4 1/4 - 4 1/2	1 1/2	3/4	1/2	3/16	2,100	1.9	6
3515	-	4 1/4 - 4 1/2	Offset 2	1/2	1/2	3/16	2,100	1.8	6
3516	-	4 1/4 - 4 1/2	Offset 2	3/4	1/2	3/16	2,100	1.8	6
3843	-	4 1/4 - 4 1/2	Offset 1	1	1/2	3/8	9,000	3.0	6
3844	-	4 1/4 - 4 1/2	1 1/4	3/4	1/2	3/8	9,000	2.7	6
3845	-	4 1/4 - 4 1/2	Offset 1 1/4	1	1/2	3/8	9,000	2.6	6
3846	-	4 1/4 - 4 1/2	1 1/2	3/4	1/2	3/8	9,000	2.4	6
3847	-	4 1/4 - 4 1/2	Offset 2	1/2	1/2	3/8	9,000	2.3	6
3521	3521-T	5	1	1	1/2	3/16	2,000	2.9	6
3522	3522-T	5	1 1/4	1	1/2	3/16	2,000	2.7	6
3523	3523-T	5	1 1/2	3/4	1/2	3/16	2,000	2.7	6
3524	3524-T	5	2	3/4	1/2	3/16	2,000	2.5	6
3525	3525-T	5	Offset 1	1	1/2	3/8	9,000	4.0	6
3526	3526-T	5	Offset 1 1/4	1	1/2	3/8	9,000	3.9	6
3527	3527-T	5	Offset 1 1/2	1	1/2	3/8	9,000	3.8	6
3528	3528-T	5	2	3/4	1/2	3/8	9,000	3.4	6
3531	3531-T	6	1	1	1/2	3/16	1,800	4.2	6
3532	3532-T	6	1 1/4	1	1/2	3/16	1,800	3.9	6
3533	3533-T	6	1 1/2	1	1/2	3/16	1,800	4.0	6
3530	3530-T	6	2	1	1/2	3/16	1,800	3.7	6
3534	3534-T	6	1	1	1/2	3/8	9,000	5.9	6
3535	3535-T	6	1 1/4	1	1/2	3/8	9,000	5.8	6
3536	3536-T	6	1 1/2	1	1/2	3/8	9,000	5.7	6
3537	3537-T	6	2	1	1/2	3/8	9,000	5.4	6
3550	3550-T	6	Offset 2 1/2	1	1/2	3/8	9,000	4.7	6
3538	3538-T	6	Offset 3	1	1/2	3/8	9,000	4.0	6
3539	-	6	Offset 4	1/2 (2)	1/2	3/8	9,000	3.0	6
3541	3541-T	6 1/4	1	1	1/2	3/16	1,700	4.3	6
3542	3542-T	6 1/4	1 1/4	1	1/2	3/16	1,700	4.1	6
3543	3543-T	6 1/4	1 1/2	1	1/2	3/16	1,700	4.2	6
3540	3540-T	6 1/4	2	1	1/2	3/16	1,700	3.7	6
3544	3544-T	6 1/4	1	1	1/2	3/8	9,000	5.9	6
3545	3545-T	6 1/4	1 1/4	1	1/2	3/8	9,000	5.8	6
3546	3546-T	6 1/4	1 1/2	1	1/2	3/8	9,000	5.8	6
3547	3547-T	6 1/4	2	1	1/2	3/8	9,000	5.6	6
3560	3560-T	6 1/4	Offset 2 1/2	1	1/2	3/8	9,000	4.7	6
3548	3548-T	6 1/4	Offset 3	1	1/2	3/8	9,000	4.1	6
3549	3549-T	6 1/4	Offset 4	1/2 (2)	1/2	3/8	9,000	3.1	6

Special drop pipe sizes, special tappings, eye-bolts, and Stainless Steel Bolts available upon request.

Steel Well Seals

Single Drop Pipe - Solid Top - Submersible Pump



- A36 hot roll steel. • Single Hole.
- Zinc plated steel bolts.
- 3/4" molded rubber, 35 Durometer.
- Powder coated polyester finish.
- Individually boxed.
  MADE IN U.S.A.

Nominal Casing Size	Standard Gasket O.D.	Smaller Gasket O.D.
7	6.625	-
8	7.95	7.60
10	9.95	9.75
12	11.95	11.63
14	13.20	-
16	15.20	-

Standard Gasket Part No.	Smaller Gasket Part No.	Well Size I.D.	Drop Pipe Size	Cable Hole Tapping	Vent Tapping	Top Plate	Max. Load	Weight Each Lbs.	Carton Quantity
3591	-	6 5/8	1	1	1/2	1/4	2,000	6.8	6
3592	-	6 5/8	1 1/4	1	1/2	1/4	2,000	6.6	6
3595	-	6 5/8	1 1/2	1	1/2	3/8	9,000	6.4	6
3596	-	6 5/8	2	1	1/2	3/8	9,000	6.2	6
3597	-	6 5/8	3	1	1/2	3/8	9,000	6.0	6
3551	3551-T	8	1	1	1/2	3/8	6,900	10.6	1
3552	3552-T	8	1 1/4	1	1/2	3/8	6,900	10.6	1
3553	3553-T	8	1 1/2	1	1/2	3/8	6,900	10.5	1
3554	3554-T	8	2	1	1/2	3/8	6,900	10.4	1
3559	3559-T	8	2 1/2	1	1/2	3/8	6,900	10.1	1
3555	3555-T	8	3	1	1/2	1/2	12,000	10.9	1
3556	3556-T	8	4	1	1/2	5/8	27,000	11.1	1
3558	3558-T	8	5	3/4 (2)	1/2	5/8	27,000	8.9	1
3561	3561-T	10	1	1	1/2	3/8	3,800	17.4	1
3562	3562-T	10	1 1/4	1	1/2	3/8	3,800	17.1	1
3563	3563-T	10	1 1/2	1	1/2	3/8	3,800	17.0	1
3564	3564-T	10	2	1	1/2	3/8	3,800	16.9	1
3569	3569-T	10	2 1/2	1	1/2	5/8	16,500	22.5	1
3565	3565-T	10	3	1	1/2	5/8	16,500	21.5	1
3566	3566-T	10	4	1 1/4	1/2	5/8	16,500	19.7	1
3567	3567-T	10	5	1 1/4	1/2	3/4	32,000	19.6	1
3568	3568-T	10	6	1	1/2	3/4	34,000	15.9	1
3571	3571-T	12	1	1	1/2	3/8	2,800	24.9	1
3572	3572-T	12	1 1/4	1	1/2	3/8	2,800	24.0	1
3573	3573-T	12	1 1/2	1	1/2	3/8	2,800	24.0	1
3574	3574-T	12	2	1	1/2	1/2	6,600	29.9	1
3850	3850-T	12	21/2	1	1/2	5/8	12,000	31.6	1
3575	3575-T	12	3	1	1/2	5/8	12,000	30.6	1
3576	3576-T	12	4	1 1/4	1/2	5/8	12,000	29.6	1
3577	3577-T	12	5	1 1/4	1/2	3/4	22,000	30.7	1
3578	3578-T	12	6	1 1/4	1/2	3/4	22,000	27.1	1
3594	3594-T	12	8	1/2 (2)	1/2	3/4	22,000	20.6	1
3802	-	14	2	1 1/4	1/2	3/4	16,000	47.3	1
3804	-	14	4	1 1/4	1/2	3/4	16,000	43.4	1
3806	-	14	6	1 1/4	1/2	1	32,000	45.1	1
3807	-	14	8	1 1/4	1/2	1	35,000	42.0	1
3814	-	16	4	1 1/4	1/2	3/4	12,500	60.0	1
3815	-	16	5	1 1/4	1/2	3/4	12,500	59.0	1
3816	-	16	6	1 1/4	1/2	1	28,000	62.7	1
3818	-	16	8	1 1/4	1/2	1	32,000	53.9	1
3820	-	16	10	1 1/4	1/2	1	35,000	47.0	1

See page 23 for 18-20".

Special drop pipe sizes, special tappings, eye-bolts, and Stainless Steel Bolts available upon request.

Steel Well Seals Slotted Cable Hole

Single Drop Pipe - Solid Top - Submersible Pump

3512-S

Nominal Casing Size	Standard Gasket O.D.
4	3.95
4 1/4 - 4 1/2	4.20

Part No.	Flush Bolt Part No.	Well Size I.D.	Drop Pipe Size	Vent Tapping	Top Plate	Weight Max. Load	Ea. Lbs.	Ctn. Qty
3501-S	3501-FS	4	1	1/2	3/16	2,100	2.1	6
3502-S	3502-FS	4	1 1/4	1/2	3/16	2,100	1.9	6
3503-S	3503-FS	4	Offset 1 1/4	1/2	3/16	2,100	1.8	6
3504-S	3504-FS	4	1 1/2	1/2	3/16	2,100	1.9	6
3505-S	3505-FS	4	Offset 2	1/2	3/16	2,100	1.7	6
3511-S	3511-FS	4 1/4 - 4 1/2	1	1/2	3/16	2,100	2.2	6
3512-S	3512-FS	4 1/4 - 4 1/2	1 1/4	1/2	3/16	2,100	2.0	6
3513-S	3513-FS	4 1/4 - 4 1/2	Offset 1 1/4	1/2	3/16	2,100	2.0	6
3514-S	3514-FS	4 1/4 - 4 1/2	1 1/2	1/2	3/16	2,100	1.9	6
3515-S	3515-FS	4 1/4 - 4 1/2	Offset 2	1/2	3/16	2,100	1.8	6

• A36 hot roll steel • Zinc plated steel bolts • Flush bolts are stainless steel • 3/4" molded rubber, 35 Durometer 3/8" x 1-1/8" slotted cable hole • Powder coated polyester finish • Individually boxed

MADE IN U.S.A.

Steel Well Seals for 6.90" O.D. Casing

Single Drop Pipe - Solid Top - Submersible Pump



Nominal Casing Size	Standard Gasket O.D.
6 1/4	6.20

Standard Gasket Part No.	Well Size I.D.	Drop Pipe Size	Cable Hole Tapping	Vent Tapping	Top Plate	Max. Load	Weight Ea. Lbs.	Ctn. Qty
3541-7	6 1/4	1	1	1/2	3/16	1,800	4.3	6
3542-7	6 1/4	1 1/4	1	1/2	3/16	1,800	4.1	6
3543-7	6 1/4	1 1/2	1	1/2	3/16	1,800	4.2	6
3544-7	6 1/4	1	1	1/2	3/8	9,000	5.9	6
3545-7	6 1/4	1 1/4	1	1/2	3/8	9,000	5.8	6
3546-7	6 1/4	1 1/2	1	1/2	3/8	9,000	5.8	6
3547-7	6 1/4	2	1	1/2	3/8	9,000	5.6	6
3548-7	6 1/4	Offset 3	1	1/2	3/8	9,000	4.1	6
3549-7	6 1/4	Offset 4	1/2 (2)	1/2	3/8	9,000	3.1	6

• A36 hot roll steel • Zinc plated steel bolts • 3/4" molded rubber, 35 Durometer • Powder coated polyester finish • Individually boxed

MADE IN U.S.A.

Steel Well Seals

Double Hole - Solid Top

Part No.	Well Size I.D.	Drop Pipe Sizes	Vent Tapping	Top Plate	Max. Load	Weight Each Lbs.	Carton Quantity
3598	6	1 1/4 x 1	1/2	3/16	1,800	5.1	6
3832	6	2 x 1 1/2	1/2	3/16	1,800	4.5	6
3833	6	1 1/2 x 1 1/4	1/2	3/16	1,800	4.7	6
3834	6 1/4	1 1/2 x 1 1/4	1/2	3/16	1,800	4.7	6
3593	6 1/4	1 1/4 x 1	1/2	3/16	1,800	5.1	6
3837	6 1/4	2 x 1 1/2	1/2	3/16	1,800	4.5	6
3557	8	1 1/4 x 1	1/2	1/4	2,500	6.8	1

• A36 hot roll steel • Zinc plated steel bolts • 3/4" molded rubber, 35 Durometer • Powder coated polyester finish • Individually boxed

MADE IN U.S.A.

Steel Well Seals

Bottomless - Solid Top

Part No.	Well Size I.D.	Drop Pipe Size	Cable Hole Tapping	Vent Tapping	Top Plate	Max. Load	Weight Each Lbs.	Carton Quantity
3517	4 1/4 - 4 1/2	1	1	1/2	3/8	9,000	2.4	6
3518	4 1/4 - 4 1/2	1 1/4	1	1/2	3/8	9,000	2.3	6
3519	4 1/4 - 4 1/2	1 1/2	1	1/2	3/8	9,000	2.3	6

• A36 hot roll steel • One-piece molded rubber gasket with inset • Powder coated polyester finish • Individually boxed

MADE IN U.S.A.

Steel Well Seals with Flush Bolts

Single Drop Pipe - Solid Top - Submersible Pump



- A36 hot roll steel. • Single Hole.
- Stainless steel **FLUSH** bolts.
- 3/4" molded rubber, 35 Durometer.
- Powder coated polyester finish.
- Individually boxed.

MADE IN U.S.A.

Nominal Casing Size	Standard Gasket O.D.	Smaller Gasket O.D.
4	3.95	-
4 1/4 - 4 1/2	4.20	-
5	4.95	4.76
6	5.95	5.72
6 1/4	6.20	5.95

Flush Bolts Standard Gasket Part No.	Smaller Gasket Part No.	Well Size I.D.	Drop Pipe Size	Cable Hole Tapping	Vent Tapping	Top Plate	Max. Load	Weight Each Lbs.	Carton Quantity
3501-F	-	4	1	3/4	1/2	3/16	2,100	2.1	6
3502-F	-	4	1 1/4	3/4	1/2	3/16	2,100	1.9	6
3503-F	-	4	Offset 1 1/4	1	1/2	3/16	2,100	1.8	6
3504-F	-	4	1 1/2	3/4	1/2	3/16	2,100	1.9	6
3505-F	-	4	Offset 2	1/2	1/2	3/16	2,100	1.7	6
3506-F	-	4	Offset 1	1	1/2	3/8	9,000	3.0	6
3507-F	-	4	1 1/4	3/4	1/2	3/8	9,000	2.7	6
3508-F	-	4	Offset 1 1/4	1	1/2	3/8	9,000	2.6	6
3509-F	-	4	1 1/2	3/4	1/2	3/8	9,000	2.4	6
3510-F	-	4	Offset 2	1/2	1/2	3/8	9,000	2.3	6
3511-F	-	4 1/4 - 4 1/2	1	3/4	1/2	3/16	2,100	2.2	6
3512-F	-	4 1/4 - 4 1/2	1 1/4	3/4	1/2	3/16	2,100	2.0	6
3513-F	-	4 1/4 - 4 1/2	Offset 1 1/4	1	1/2	3/16	2,100	2.0	6
3514-F	-	4 1/4 - 4 1/2	1 1/2	3/4	1/2	3/16	2,100	1.9	6
3515-F	-	4 1/4 - 4 1/2	Offset 2	1/2	1/2	3/16	2,100	1.8	6
3516-F	-	4 1/4 - 4 1/2	Offset 2	3/4	1/2	3/16	2,100	1.8	6
3843-F	-	4 1/4 - 4 1/2	Offset 1	1	1/2	3/8	9,000	3.0	6
3844-F	-	4 1/4 - 4 1/2	1 1/4	3/4	1/2	3/8	9,000	2.7	6
3845-F	-	4 1/4 - 4 1/2	Offset 1 1/4	1	1/2	3/8	9,000	2.6	6
3846-F	-	4 1/4 - 4 1/2	1 1/2	3/4	1/2	3/8	9,000	2.4	6
3847-F	-	4 1/4 - 4 1/2	Offset 2	1/2	1/2	3/8	9,000	2.3	6
3521-F	3521-T-F	5	1	1	1/2	3/16	2,000	2.9	6
3522-F	3522-T-F	5	1 1/4	1	1/2	3/16	2,000	2.7	6
3523-F	3523-T-F	5	1 1/2	3/4	1/2	3/16	2,000	2.7	6
3524-F	3524-T-F	5	2	3/4	1/2	3/16	2,000	2.5	6
3525-F	3525-T-F	5	Offset 1	1	1/2	3/8	9,000	4.0	6
3526-F	3526-T-F	5	Offset 1 1/4	1	1/2	3/8	9,000	3.9	6
3527-F	3527-T-F	5	Offset 1 1/2	1	1/2	3/8	9,000	3.8	6
3528-F	3528-T-F	5	2	3/4	1/2	3/8	9,000	3.4	6
3531-F	3531-T-F	6	1	1	1/2	3/16	1,800	4.2	6
3532-F	3532-T-F	6	1 1/4	1	1/2	3/16	1,800	3.9	6
3533-F	3533-T-F	6	1 1/2	1	1/2	3/16	1,800	4.0	6
3530-F	3530-T-F	6	2	1	1/2	3/16	1,800	3.7	6
3534-F	3534-T-F	6	1	1	1/2	3/8	9,000	5.9	6
3535-F	3535-T-F	6	1 1/4	1	1/2	3/8	9,000	5.8	6
3536-F	3536-T-F	6	1 1/2	1	1/2	3/8	9,000	5.7	6
3537-F	3537-T-F	6	2	1	1/2	3/8	9,000	5.4	6
3550-F	3550-T-F	6	Offset 2 1/2	1	1/2	3/8	9,000	4.7	6
3538-F	3538-T-F	6	Offset 3	1	1/2	3/8	9,000	4.0	6
3539-F	-	6	Offset 4	1/2 (2)	1/2	3/8	9,000	3.0	6
3541-F	3541-T-F	6 1/4	1	1	1/2	3/16	1,700	4.3	6
3542-F	3542-T-F	6 1/4	1 1/4	1	1/2	3/16	1,700	4.1	6
3543-F	3543-T-F	6 1/4	1 1/2	1	1/2	3/16	1,700	4.2	6
3540-F	3540-T-F	6 1/4	2	1	1/2	3/16	1,700	3.7	6
3544-F	3544-T-F	6 1/4	1	1	1/2	3/8	9,000	5.9	6
3545-F	3545-T-F	6 1/4	1 1/4	1	1/2	3/8	9,000	5.8	6
3546-F	3546-T-F	6 1/4	1 1/2	1	1/2	3/8	9,000	5.8	6
3547-F	3547-T-F	6 1/4	2	1	1/2	3/8	9,000	5.6	6
3560-F	3560-T-F	6 1/4	Offset 2 1/2	1	1/2	3/8	9,000	4.7	6
3548-F	3548-T-F	6 1/4	Offset 3	1	1/2	3/8	9,000	4.1	6
3549-F	3549-T-F	6 1/4	Offset 4	1/2 (2)	1/2	3/8	9,000	3.1	6

Special drop pipe sizes, special tappings and eye-bolts available upon request.

Steel Well Seals with Flush Bolts

Single Drop Pipe - Solid Top - Submersible Pump

- A36 hot roll steel. • Single Hole.
- Stainless steel **FLUSH** bolts.
- 3/4" molded rubber, 35 Durometer.
- Powder coated polyester finish.
- Individually boxed.

MADE IN U.S.A.

Nominal Casing Size	Standard Gasket O.D.	Smaller Gasket O.D.
7	6.625	-
8	7.95	7.60
10	9.95	9.75
12	11.95	11.63
14	13.20	-
16	15.20	-

Flush Bolts Standard Gasket Part No.	Flush Bolts Smaller Gasket Part No.	Well Size I.D.	Drop Pipe Size	Cable Hole Tapping	Vent Tapping	Top Plate	Max. Load	Weight Each Lbs.	Carton Quantity
3591-F	-	6 5/8	1	1	1/2	1/4	2,500	6.8	6
3592-F	-	6 5/8	1 1/4	1	1/2	1/4	2,500	6.6	6
3595-F	-	6 5/8	1 1/2	1	1/2	3/8	9,000	6.4	6
3596-F	-	6 5/8	2	1	1/2	3/8	9,000	6.2	6
3597-F	-	6 5/8	3	1	1/2	3/8	9,000	6.0	6
3551-F	3551-T-F	8	1	1	1/2	3/8	6,900	10.6	1
3552-F	3552-T-F	8	1 1/4	1	1/2	3/8	6,900	10.6	1
3553-F	3553-T-F	8	1 1/2	1	1/2	3/8	6,900	10.5	1
3554-F	3554-T-F	8	2	1	1/2	3/8	6,900	10.4	1
3559-F	3559-T-F	8	2 1/2	1	1/2	3/8	6,900	10.1	1
3555-F	3555-T-F	8	3	1	1/2	1/2	12,000	10.9	1
3556-F	3556-T-F	8	4	1	1/2	5/8	27,000	11.1	1
3558-F	-	8	5	3/4 (2)	1/2	5/8	27,000	8.9	1
3561-F	3561-T-F	10	1	1	1/2	3/8	3,800	17.4	1
3562-F	3562-T-F	10	1 1/4	1	1/2	3/8	3,800	17.1	1
3563-F	3563-T-F	10	1 1/2	1	1/2	3/8	3,800	17.0	1
3564-F	3564-T-F	10	2	1	1/2	3/8	3,800	16.9	1
3569-F	3569-T-F	10	2 1/2	1	1/2	5/8	16,500	22.5	1
3565-F	3565-T-F	10	3	1	1/2	5/8	16,500	21.5	1
3566-F	3566-T-F	10	4	1 1/4	1/2	5/8	16,500	19.7	1
3567-F	3567-T-F	10	5	1 1/4	1/2	3/4	32,000	19.6	1
3568-F	3568-T-F	10	6	1	1/2	3/4	34,000	15.9	1
3571-F	3571-T-F	12	1	1	1/2	3/8	2,800	24.9	1
3572-F	3572-T-F	12	1 1/4	1	1/2	3/8	2,800	24.0	1
3573-F	3573-T-F	12	1 1/2	1	1/2	3/8	2,800	24.0	1
3574-F	3574-T-F	12	2	1	1/2	1/2	6,600	29.9	1
3575-F	3575-T-F	12	3	1	1/2	5/8	12,000	30.6	1
3576-F	3576-T-F	12	4	1 1/4	1/2	5/8	12,000	29.6	1
3577-F	3577-T-F	12	5	1 1/4	1/2	3/4	22,000	30.7	1
3578-F	3578-T-F	12	6	1 1/4	1/2	3/4	22,000	27.1	1
3594-F	3594-T-F	12	8	1/2 (2)	1/2	3/4	22,000	20.6	1

Special drop pipe sizes, special tappings and eye-bolts available upon request.

Blank Steel Well Seals

Solid Top

3580A

3580B

- A36 hot roll steel.
- 3/4" molded rubber, 35 Durometer.
- Zinc plated steel bolts.
- Powder coated polyester finish.
- Individually boxed. MADE IN U.S.A.

Nominal Casing Size	Standard Gasket O.D.	Smaller Gasket O.D.
4	3.95	-
4 1/4 - 4 1/2	4.20	-
5	4.95	4.76
6	5.95	5.72
6 1/4	6.20	5.95
7	6.625	-
8	7.95	7.60
10	9.95	9.75
12	11.95	11.63
14	13.20	-
16	15.20	-
18	17.20	-
20	19.20	-

Standard Gasket Part No.	Smaller Gasket Part No.	Well Size I.D.	Cable Hole Tapping	Vent Tapping	Top Plate	Max. Load	Weight Each Lbs.	Carton Quantity
3580A	-	4	3/4	1/2	3/16	2,100	2.2	6
3580B	-	4	-	-	3/16	2,100	2.3	6
3581A	-	4 1/4 -- 4 1/2	3/4	1/2	3/16	2,100	2.3	6
3581B	-	4 1/4 -- 4 1/2	-	-	3/16	2,100	2.4	6
3582A	3582A-T	5	1	1/2	3/16	1,500	3.0	6
3582B	3582B-T	5	-	-	3/16	1,500	3.1	6
3583A	3583A-T	6	1	1/2	3/16	1,100	4.3	6
3583B	3583B-T	6	-	-	3/16	1,100	4.4	6
3584A	3584A-T	6	1	1/2	3/8	9,000	6.1	6
3584B	3584B-T	6	-	-	3/8	9,000	6.3	6
3585A	3585A-T	6 1/4	1	1/2	3/16	1,100	4.3	6
3585B	3585B-T	6 1/4	-	-	3/16	1,100	4.4	6
3586A	3586A-T	6 1/4	1	1/2	3/8	9,000	6.1	6
3586B	3586B-T	6 1/4	-	-	3/8	9,000	6.3	6
3599B	3599B-T	6 5/8	-	-	3/8	9,000	7.2	1
3587A	3587A-T	8	1	1/2	3/8	6,900	10.8	1
3587B	3587B-T	8	-	-	3/8	6,900	11.0	1
3821A	3821A-T	8	1	1/2	5/8	27,000	12.8	1
3821B	3821B-T	8	-	-	5/8	27,000	13.1	1
3588A	3588A-T	10	1	1/2	3/8	3,800	17.6	1
3588B	3588B-T	10	-	-	3/8	3,800	17.8	1
3822A	3822A-T	10	1	1/2	3/4	32,000	20.6	1
3822B	3822B-T	10	-	-	3/4	32,000	21.0	1
3589A	3589A-T	12	1	1/2	3/8	2,800	25.3	1
3589B	3589B-T	12	-	-	3/8	2,800	25.6	1
3823A	3823A-T	12	1	1/2	3/4	22,000	29.3	1
3823B	3823B-T	12	-	-	3/4	22,000	29.8	1
3809A	-	14	1 1/4	1/2	3/4	16,000	49.3	1
3819A	-	16	1 1/4	1/2	3/4	12,500	65.0	1
3818A	-	18	1 1/4	1/2	1	30,000	110	1
3817A	-	20	1 1/4	1/2	1	28,000	150	1

Special drop pipe sizes, special tappings, eye-bolts, and Stainless Steel Bolts available upon request.

CERTIFIED LEAD FREE - Models 800LF - 818LF

800LF Series Deluxe Frost-Proof Yard Hydrant

- 3/4" or 1" NPT Female Inlet.
- 3/4" Male Hose Thread Outlet.
- Cast Iron Head and Handle...with Blue Polyester Powder Coated Finish.
- Maximum Pressure 120 PSI.
- Many Parts and Accessories are Common for all Models.
- Yard hydrant accessories...See page 37 and 46.
- Yard Hydrant Lengths...See Page 50.

MADE IN U.S.A. WITH U.S. AND IMPORTED COMPONENTS

3/4" Inlet Part No.	1" Inlet Part No.	Bury Depth	Weight Each lbs.
800LF	810LF	1	11.9
801LF	811LF	1 1/2	13.5
802LF	812LF	2	14.5
803LF	813LF	3	16.8
804LF	814LF	4	18.9
805LF	815LF	5	21.2
806LF	816LF	6	23.4
807LF	817LF	7	25.7
808LF	818LF	8	28.2

NSF/ANSI 372

Certified by Truesdail Laboratories. Meets all Federal and State Safe Drinking Water Acts and requirements. ***Does not meet California Prop. 65 (Environmental Law).***

Flow Rates:

(For All Simmons Yard Hydrant Models except 6800

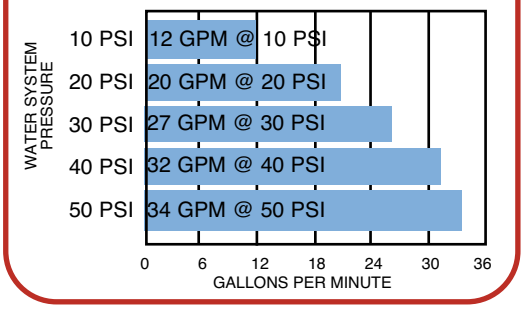

All Simmons Yard Hydrants are Individually Boxed.

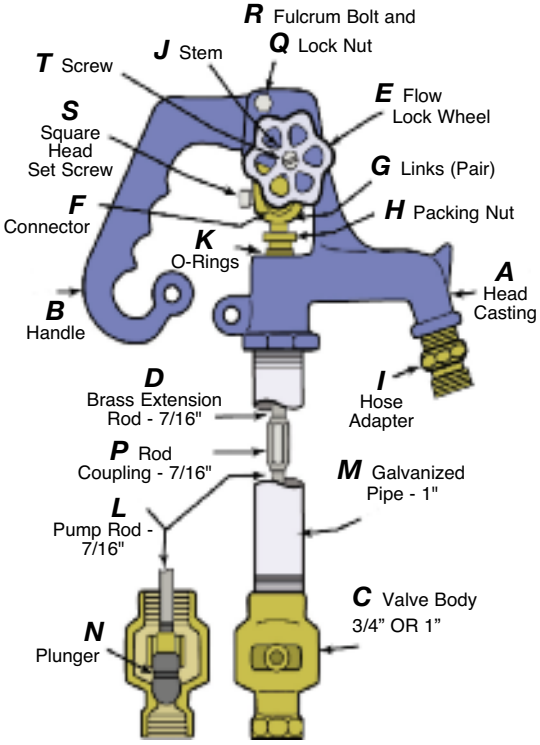

Parts Kit...

CERTIFIED LEAD FREE
800LF Series Yard Hydrant Parts

Ref.	No.	Name of Part
	850SB	Parts Kit
	840	Head Complete
A	8820	Head
B	8821	Handle
C	8832	Valve Body (3/4")
	8832A	Valve Body (1")
D	8843	Extension Rod, 7/16"
E	8824*	Flow Lock Wheel
F	8825•	Brass Connector
G	8826•	Brass Links, Pair
H	8847•	Brass Packing Nut
I	8844	Hose Adapter
J	8829*	Brass Stem, Square Head
K	8839•	Buna-N "O" Rings,Pair
L	8814	Pump Rod, 7/16"
M	8815	Galvanized Pipe Casing, 1"
N	8842•	Plunger (One Piece)
P	8834	Rod Coupling, 7/16"
Q	8301•	Stainless Steel Lock Nut
R	8836•	Fulcrum Bolt Stainless Steel
S	8837•	Set Screw (Square Head S.S.)
T	8610*	Screw for Flow Lock Wheel

•Included in Parts Kit.
*These parts make up the flow lock wheel assembly.

CERTIFIED LEAD FREE
4800 Series Premier Frost-Proof Yard Hydrant

- 3/4" NPT Female Inlet.
- 3/4" Male HoseThread Outlet.
- All components are identical to 800LF Series except head casting, handle are smaller. Does not have flow lock wheel.
- Polyester powder coated finish.
- Maximum Pressure 120 PSI.
- Individually boxed.
- Yard Hydrant Flow Rate Chart..See Page 24.
- Yard hydrant accessories...See page 37 and 46.
- Yard Hydrant Lengths...See Page 50.

MADE IN U.S.A. WITH U.S. AND IMPORTED COMPONENTS

Part No.	Bury Depth	Weight Each lbs.
4800LF	1	11.2
4801LF	1 1/2	12.6
4802LF	2	13.6
4803LF	3	15.9
4804LF	4	18.1
4805LF	5	20.6
4806LF	6	23.0
4807LF	7	25.4
4808LF	8	27.8

NSF/ANSI 372

Certified by Truesdail Laboratories. Meets all Federal and State Safe Drinking Water Acts and requirements. ***Does not meet California Prop. 65 (Environmental Law).***

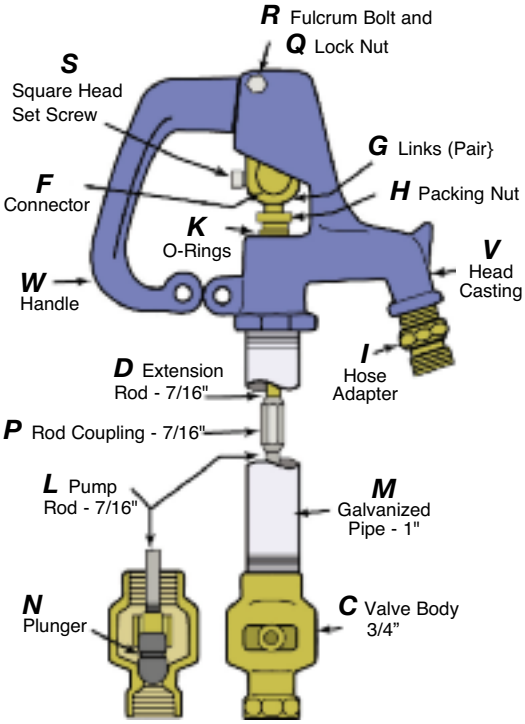

CERTIFIED LEAD FREE
4800LF Series Premier Yard Hydrant Parts

Ref.	Part No.	Name of Part
	850SB	Parts Kit
	890	Head Complete
V	8891	Head
W	8892	Handle
C	8832	Valve Body
D	8843	Extension Rod 7/16"
F	8825•	Brass Connector
G	8826•	Brass Links, Pair
H	8847•	Brass Packing Nut
I	8844	Hose Adapter
K	8839•	Buna-N "O" Rings, Pair
L	8814	Pump Rod, 7/16"
M	8815	Galvanized Pipe Casing, 1"
N	8842•	Plunger (One Piece)
P	8834	Rod Coupling, 7/16"
Q	8301•	Stainless Steel Lock Nut
R	8836•	Fulcrum Bolt Stainless Steel
S	8837•	Set Screw (Square Head S.S.)

•Included in Parts Kit.

SIMMONS Superior Packaging

Parts Kit

Simmons

CERTIFIED LEAD FREE
800SB Deluxe Frost-Proof Yard Hydrant

- 3/4" NPT Female Inlet.
- 3/4" Male Hose Thread Outlet.
- Cast Iron head and handle.
- Galvanized pipe.
- Stainless steel extension rod.
- Aluminum hose adapter.
- Polyester powder coated finish.
- Maximum Pressure 120 PSI.
- Individually Boxed.
- Yard Hydrant Lengths...Page 50.
- Yard Hydrant Flow Rates: Page 24.
- Yard Hydrant accessories: Page 37 and 46.

MADE IN U.S.A. WITH U.S. AND IMPORTED COMPONENTS

NSF/ANSI 372

Certified by Truesdail Laboratories. Meets all Federal and State Safe Drinking Water Acts and requirements, **including *California Prop. 65 (Environmental Law).***

Part No.	Bury Depth	Weight Each lbs.
800SB	1	12.1
801SB	1 1/2	13.5
802SB	2	14.5
803SB	3	16.5
804SB	4	19.2
805SB	5	21.2
806SB	6	22.8
807SB	7	25.9
808SB	8	28.3

SIMMONS SUPERIOR PACKAGING

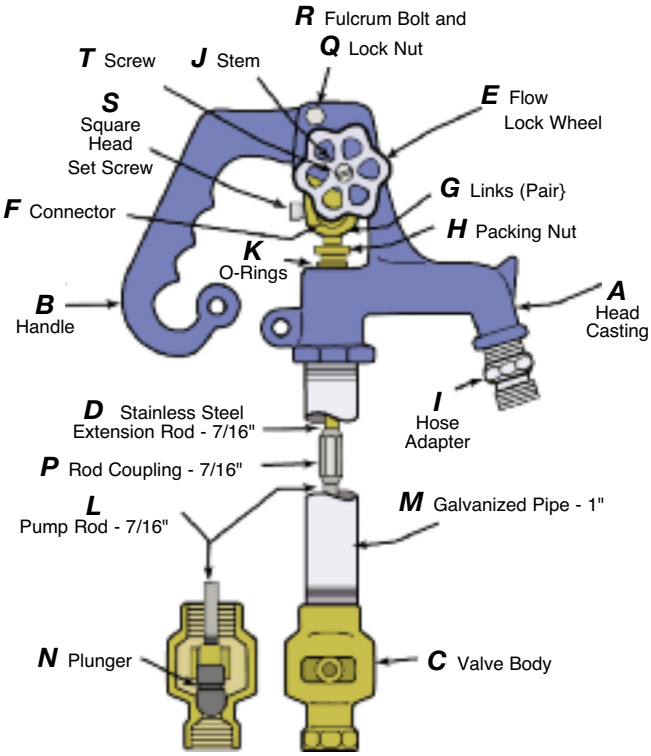

Parts Kit...

CERTIFIED LEAD FREE
800SB Series Yard Hydrant Parts

Ref.	Part No.	Name of Part
	850SB	Parts Kit
	840SB	Head Complete
A	8820	Head
B	8821	Handle
C	8822SB	Valve Body
D	8843	Stainless Steel Extension Rod 7/16"
E	8824*	Flow Lock Wheel
F	8825•	Brass Connector
G	8826•	Brass Links, Pair
H	8847•	Brass Packing Nut
I	8844	Aluminum Hose Adapter
J	8829*	Brass Stem, Square Head
K	8839•	Buna-N "O" Rings, Pair
L	8814	Pump Rod, 7/16"
M	8815	Galvanized Pipe Casing, 1"
N	8842•	Plunger (One Piece)
P	8834	Rod Coupling, 7/16"
Q	8301•	Stainless Steel Lock Nut
R	8836•	Fulcrum Bolt Stainless Steel
S	8837•	Set Screw (Square Head S.S.)
T	8610*	Screw for Flow Lock Wheel

• Included in Parts Kit.
* These parts make up the flow lock wheel assembly.

CERTIFIED LEAD FREE - Models 820LF - 828LF

800LF Series Deluxe Frost-Proof Yard Hydrant

WITH STAINLESS STEEL PIPE, PUMP ROD, AND VALVE BODY

Recommended for Use in Corrosive Applications

- 304 Stainless Steel Valve Body.
- 304 Stainless Steel 1" Riser Pipe.
- 304 Stainless Steel Operating Rod.
- 3/4" NPT Female Inlet.
- 3/4" Male Hose Thread Outlet.
- Cast Iron Head and Handle with Blue Polyester Powder Coated Finish.
- Maximum Pressure 120 PSI.
- Many Parts and Accessories are Common for all Models.
- Yard hydrant accessories...See page 37 and 46.
- Yard Hydrant Lengths...See Page 50.
- Yard Hydrant Flow Rates: Page 24.

MADE IN U.S.A. WITH U.S. AND IMPORTED COMPONENTS

Part No.	Bury Depth	Weight Each lbs.
820LF	1	11.9
821LF	1 1/2	13.5
822LF	2	14.5
823LF	3	16.8
824LF	4	19.9
825LF	5	21.2
826LF	6	23.4
827LF	7	25.7
828LF	8	28.2

Certified by Truesdail Laboratories. Meets all Federal and State Safe Drinking Water Acts and requirements. ***Does not meet California Prop. 65 (Environmental Law).***

All Simmons Yard Hydrants are Individually Boxed.

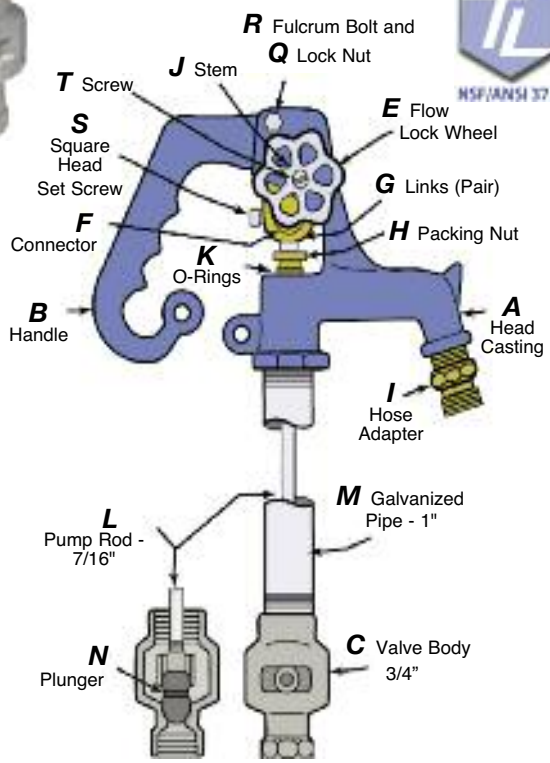

CERTIFIED LEAD FREE

Yard Hydrant Parts

Models 820LF - 828LF

Ref.	No.	Name of Part
	850SB	Parts Kit
	840	Head Complete
A	8820	Head
B	8821	Handle
C	8832SS	Valve Body (3/4")
E	8824*	Flow Lock Wheel
F	8825•	Brass Connector
G	8826•	Brass Links, Pair
H	8847•	Brass Packing Nut
I	8844	Hose Adapter
J	8829*	Brass Stem, Square Head
K	8839•	Buna-N "O" Rings, Pair
L	8845	Stainless Steel Pump Rod, 7/16"
M	8813	Stainless Steel Pipe, 1"
N	8842•	Plunger (One Piece)
Q	8301•	Stainless Steel Lock Nut
R	8836•	Fulcrum Bolt Stainless Steel
S	8837•	Set Screw (Square Head S.S.)
T	8610*	Screw for Flow Lock Wheel

Parts Kit...

•Included in Parts Kit.

*These parts make up the flow lock wheel assembly.

Simmons

LEAD FREE

6800LF SERIES Sanitary Frost-Proof Yard Hydrant

Not for sale in California or Louisiana



- 3/4" NPT Female Inlet.
- 3/4" Male Hose Thread Outlet.
- Cast Iron Head & Handle.
- Stainless Steel Cannister.
- Fully Self-Contained.
- Sanitary - Prevents Cross Contamination.
- Individually Boxed.

See Page 51 for additional Sanitary Yard Hydrant specifications and details.

Part No.	Bury Depth	Weight Ea. Lbs.
6800LF	1 ft.	20.5
6801LF	1 1/2 ft.	21.7
6802LF	2 ft.	22.9
6803LF	3 ft.	26.3
6804LF	4 ft.	28.7
6805LF	5 ft.	31.1
6806LF	6 ft.	33.5

MADE IN U.S.A. WITH U.S. AND IMPORTED COMPONENTS

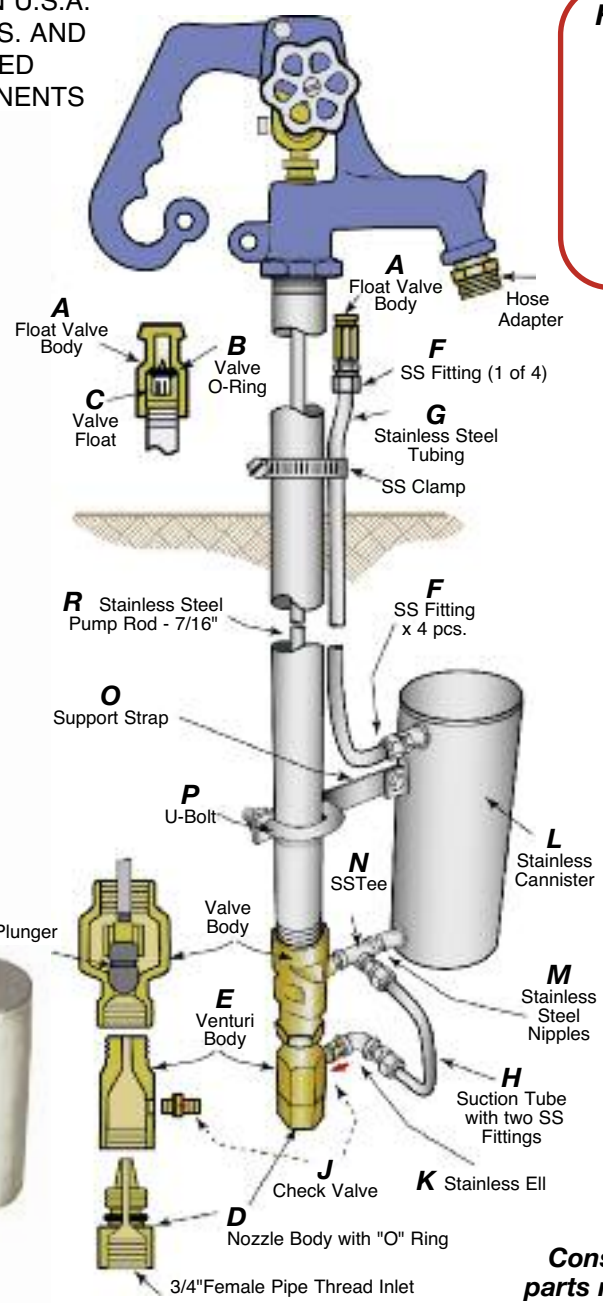

***Flow Rates** (for 6800LF Series):*

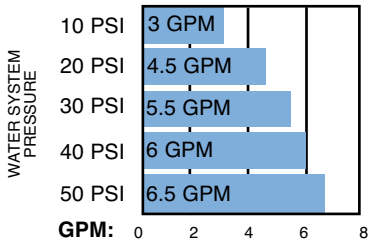

LEAD FREE 6800LF Series Yard Hydrant Parts

Ref.	Part No.	Name of Part
A	6830	Valve Float Body
B	6831	O-Ring for Valve
C	6832	Valve Float
D	6845	Nozzle
E	6846	Venturi
F	6835	3/8 x 1/8 NPT x 4 Fittings 3-Pc. Compression Fitting
G	6836	3/8" Stainless Steel Tubing
R	6851	7/16" Stainless Steel Pump Rod
H	6847	Suction Tube
J	6848	Check Valve
K	6839	1/8" Stainless Street Ell
L	6840	Stainless Steel Cannister
M	6841	1/8" Stainless Nipple
N	6842	1/8" Stainless Steel Tee
O	6849	Support Strap
P	6852	U-Bolt

Consult 800 Series parts list for any parts not listed in the diagram above.

CERTIFIED LEAD FREE
5800LF Series Designer Series Landscape Hydrant

MADE IN U.S.A. WITH U.S. AND IMPORTED COMPONENTS

NSF/ANSI 372

- 3/4" NPT Female Inlet.
- 3/4" Male Hose Thread Outlet.
- Series 5800 Landscape Hydrant has floral styling and green color, sure to be the preferred choice of homeowners who take extra pride in their lawns and gardens.
- All components, other than head casting and handle, are identical to 800 Series (page 23).

- Green polyester powder coated finish.
- Maximum Pressure 120 PSI.
- Individually boxed.
- Refer to 3/4" Flow Rate Chart...Page 24.
- Refer to Hydrant Lengths, page 50.
- Yard hydrant accessories: Page 37 and 46.

Certified by Truesdail Laboratories. Meets all Federal and State Safe Drinking Water Acts and requirements. ***Does not meet California Prop. 65 (Environmental Law).***

Part No.	Bury Depth	Weight Each lbs.
5800LF	1	11.2
5801LF	1 1/2	12.6
5802LF	2	13.6
5803LF	3	15.9
5804LF	4	18.1
5805LF	5	20.6
5806LF	6	23.0

SIMMONS Superior Packaging

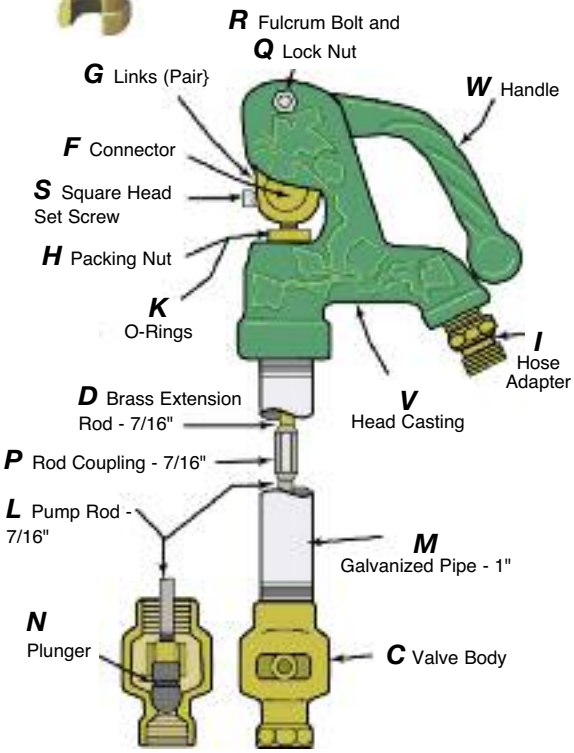

CERTIFIED LEAD FREE
5800LF Landscape Hydrant Parts

Ref.	Part No.	Name of Part
	850SB	Parts Kit
	895	Head Complete
V	8893	Head
W	8894	Handle
C	8832	Valve Body
D	8843	Extension Rod 7/16"
F	8825•	Brass Connector
G	8826•	Brass Links (Price per Pair)
H	8847•	Brass Packing Nut
I	8844	Hose Adapter
K	8839•	Buna-N "O" Rings, Pair
L	8814	Pump Rod, 7/16"
M	8815	Galvanized Pipe Casing, 1"
N	8842•	Plunger (One Piece)
P	8834	Rod Coupling, 7/16"
Q	8301•	Stainless Steel Lock Nut
R	8836•	Fulcrum Bolt Stainless Steel
S	8837•	Set Screw Square Head Stainless

•Included in Parts Kit.

Parts Kit...

702SB

CERTIFIED LEAD FREE
Tank Tee - Cast

• Silicon Bronze.
MADE IN U.S.A.

Part No.	Tank Leg Length Inches	Tapping Each Leg FxM	Tank Connection Tapping FxM	Female Tapping Top of Cross	Three Female Tappings on Side	Weight Each lbs.	Carton Quantity
702SB	3	1x1 1/4	1x1 1/4	-	1/4 each	1.7	12

700SB

710SB

712SB

CERTIFIED LEAD FREE
Tank Cross - Cast

• Silicon Bronze.
MADE IN U.S.A.

Part No.	Tank Leg Length Inches	Tapping Each Leg FxM	Tank Connection Tapping FxM	Female Tapping Top of Cross	Female Tappings on Side	Weight Each lbs.	Carton Quantity
700SB	3	3/4x1	1x1 1/4	one-1/2	three-1/4	1.3	12
701SB	3	1x1 1/4	1x1 1/4	one-3/4	three-1/4	1.8	12
710SB	4	3/4x1	1	two-1/2	two-1/4	1.6	12
711SB	4	1x1 1/4	1x1 1/4	two-3/4	two-1/4	2.1	12
712SB	4	3/4x1	1x1 1/4	two-3/4	two-1/4	1.9	12

735SB

CERTIFIED LEAD FREE
Short Tank Cross - Cast

• Silicon Bronze.
MADE IN U.S.A.

Part No.	Tank Leg Length Inches	Tapping Each Leg FxM	Tank Connection Tapping FxM	Female Tapping Top of Cross	Two Female Tappings on Side	Weight Each lbs.	Carton Quantity
735SB	1	3/4x1	1x-	one-1/2	1/4	1.2	12
736SB	1	3/4x1	1x-	two-1/2	1/4	1.3	12

703SB

708SB

CERTIFIED LEAD FREE
Long Tank Cross - Cast

• Silicon Bronze.
MADE IN U.S.A.

Part No.	Tank Leg Length Inches	Tapping Each Leg FxM	Tank Connection Tapping FxM	Female Tapping Top of Cross	Two Female Tappings on Side	Weight Each lbs.	Carton Quantity
703SB	10	3/4x1	-x1	one-1/2	1/4	2.1	12
708SB	10	3/4x1	-x1	two-1/2	1/4	2.2	12

709SB

704SB

715SB

4711SB

745SB

CERTIFIED LEAD FREE
Long Tank Cross - Fabricated

• Silicon Bronze cross. • Copper pipe.
• Lead-free solder.

MADE IN U.S.A.

Part No.	Tank Leg Length	Tapping Each Leg FxM	Tank Connection Tapping FxM	Female Tapping Top of Cross	Two Female Tappings on Side	Weight Each lbs.	Carton Quantity
705SB	10	3/4 x 1	-x 1	one-1/2	1/4	1.7	12
709SB	10	3/4 x 1	-x 1	two-1/2	1/4	1.7	12
717SB	13	3/4 x 1	-x 1	one-1/2	1/4	1.9	12
707SB	13	3/4 x 1	-x 1	two-1/2	1/4	1.9	12
7000SB	16	3/4 x 1	-x 1 1/4	two-1/2	1/4	2.1	6
7001SB	13	3/4 x 1	-x 1 1/4	two-1/2	1/4	2.0	12
704SB	13	1 x 1 1/4	-x 1 1/4	one-3/4	1/4	2.4	12
713SB	13	1 x 1 1/4	-x 1 1/4	two-3/4	1/4	2.5	12
706SB	16	1 x 1 1/4	-x 1 1/4	one-3/4	1/4	2.6	6
714SB	16	1 x 1 1/4	-x 1 1/4	two-3/4	1/4	2.6	6
715SB*	5 1/4	3/4 x 1	1 x-	two-1/2	1/4	1.6	12
7002SB*	4 3/4	3/4 x 1	1 1/4 x-	two-1/2	1/4	1.9	12
716SB*	5 1/4	3/4 x 1	1 x-	one-1/2	1/4	1.6	12
719SB*	4 1/2	1 x 1 1/4	1 1/4 x-	two-3/4	1/4	2.0	12
737SB*	2 1/2	1 x 1 1/4	1 1/4 x-	one-3/4	1/4	2.0	12
738SB*	2 1/2	1 x 1 1/4	1 1/4 x-	two-3/4	1/4	2.0	12

*Female fitting at tank connection

CERTIFIED LEAD FREE Tank Cross - Cast

• Tank head only. • Sweat connection on tank side.
• Silicon Bronze cross. MADE IN U.S.A.

Part No.	Tank Leg Length Inches	Tapping Each Leg FxM	Tank Connection Tapping FxM	Female Tapping Top of Cross	Two Female Tappings on Side	Weight Each lbs.	Carton Quantity
4711SB	1	3/4 x 1	1 Sweat	one-1/2	1/4	.8	1
4713SB	1	1 x 1 1/4	1 1/4 Sweat	one-3/4	1/4	1.3	1
4716SB	1	3/4 x 1	1 Sweat	two-1/2	1/4	.8	1
4717SB	1	1 x 1 1/4	1 1/4 Sweat	two-3/4	1/4	1.3	1

CERTIFIED LEAD FREE
Tank Cross - Fabricated - with Union

• Silicon Bronze Cross. • Copper pipe.
• Lead-free solder. MADE IN U.S.A.

Part No.	Tank Leg Length	Tapping Each Leg FxM	Tank Connection Tapping FxM	Female Tapping Top of Cross	Two Female Tappings on Side	Weight Each lbs.	Carton Quantity
748SB	13	3/4 x 1	-x1	one-1/2	1/4	2.4	12
748-10SB	10	3/4 x 1	-x1	one-1/2	1/4	2.0	12
745SB	13	3/4 x 1	-x1	two-1/2	1/4	2.4	12
749SB	13	1 x 1 1/4	-x1 1/4	one-3/4	1/4	3.1	6
746SB	13	1 x 1 1/4	-x1 1/4	two-3/4	1/4	3.1	6
7040SB	16	1 x 1 1/4	-x1 1/4	one-3/4	1/4	3.2	6
747SB	16	1 x 1 1/4	-x1 1/4	two-3/4	1/4	3.2	6

Modifications Available Upon Request

CERTIFIED LEAD FREE
Elevated Tank Cross Fabricated - with Union

NSF/ANSI 372



- Silicon Bronze cross.
- Copper pipe.
- Lead-free solder.
  MADE IN U.S.A.

Part No.	Tank Leg Lngth	Hgt	Tapping Each Leg FxM	Tank Connection Tapping FxM	Female Tapping Top of Cross	Two Fem. Tapgs. On Side	Wgt Each lbs.	Ctn Qty
790SB	11	10	3/4 x 1	-x1	one-1/2	1/4	3.1	9
740SB	11	10	3/4 x 1	-x1	two-1/2	1/4	3.1	6
794SB	8	10	3/4 x 1	-x1	one-1/2	1/4	3.1	9
792SB	8	10	3/4 x 1	-x1	two-1/2	1/4	3.1	9
797SB	11	12	3/4 x 1	-x1	one-1/2	1/4	3.2	9
796SB	11	12	3/4 x 1	-x1	two-1/2	1/4	3.2	9
791SB	11	10	1 x 1 1/4	-x1 1/4	one-3/4	1/4	4.2	6
798SB	11	12	1 x 1 1/4	-x1 1/4	one-3/4	1/4	4.2	6
741SB	11	10	1 x 1 1/4	-x1 1/4	two-3/4	1/4	4.2	6
799SB	11	12	1 x 1 1/4	-x1 1/4	two-3/4	1/4	4.2	6
744SB	14	10	1 x 1 1/4	-x1 1/4	two-3/4	1/4	4.3	6

CERTIFIED LEAD FREE
Elevated Tank Cross Fabricated -with Union on Rise

NSF/ANSI 372



- Silicon Bronze cross.
- Copper pipe.
- Lead-free solder.
  MADE IN U.S.A.

Part No.	Tank Leg Lngth	Hgt	Tapping Each Leg FxM	Tank Connection Tapping FxM	Female Tapping Top of Cross	Two Fem. Tapgs. on Side	Wgt Each lbs.	Ctn Qty
784SB	11	10	3/4 x 1	-x1	one-1/2	1/4	3.1	9
789SB	9	10	3/4 x 1	-x1	one-1/2	1/4	2.9	9
780SB	11	10	3/4 x 1	-x1	two-1/2	1/4	3.1	9
788SB	7-1/2	10	3/4 x 1	-x1	two-1/2	1/4	2.9	9
7081SB	11	12	3/4 x 1	-x1	two-1/2	1/4	3.0	9
7892SB	9	10	3/4 x 1	-x1	two-1/2	1/4	2.9	9
785SB	11	10	1 x 1 1/4	-x1 1/4	one-3/4	1/4	4.1	6
7080SB	14	10	1 x 1 1/4	-x1 1/4	one-3/4	1/4	4.2	6
781SB	11	10	1 x 1 1/4	-x1 1/4	two-3/4	1/4	4.1	6
7082SB	14	10	1 x 1 1/4	-x1 1/4	two-3/4	1/4	4.2	6

CERTIFIED LEAD FREE
Short Elevated Tank Cross Fabricated - for Flexcon On-line Tank

NSF/ANSI 372

- Silicon Bronze cross.
- Copper pipe.
- Lead-free solder.
  MADE IN U.S.A.

Part No.	Tank Leg Lngth	Height	Tapping Each Leg FxM	Tank Connection Tapping FxM	Female Tapping Top of Cross	Two Female Tapgings on Side	Wgt Each lbs.	Ctn Qty
7012SB*	3 7/8	12 3/8	3/4 x 1	1	two-1/2	1/4	2.7	9
7013SB**	3 7/8	12 3/8	1 x 1 1/4	1 1/4	two-3/4	1/4	3.7	9

*Fits 1" Flexcon on-line Tank
**Fits 1 1/4 Flexcon on-line Tank

Modifications Available Upon Request

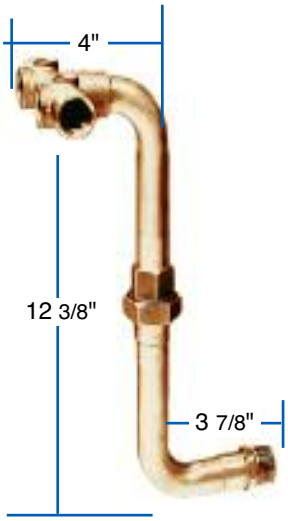

774SB

CERTIFIED LEAD FREE
Short Elevated Tank Cross - Fabricated - with Union on Rise

NSF/ANSI 372

- Silicon Bronze cross. • Copper pipe.
- Lead-free solder. MADE IN U.S.A.

Part No.	Tank Leg Length	Height	Tapping Each Leg FxM	Tank Connection Tapping FxM	Female Tapping Top of Cross	Two Female Tappings on Side	Weight Each lbs.	Carton Quantity
772SB*	3 7/8	12 3/8	3/4 x 1	1x-	one-1/2	1/4	2.8	9
770SB*	3 7/8	12 3/8	3/4 x 1	1x-	two-1/2	1/4	2.8	9
770-125SB*	3 7/8	12 3/8	3/4 x 1	1 1/4x-	two-1/2	1/4	2.8	9
795SB*	3 7/8	10	3/4 x 1	1x-	two-1/2	1/4	2.7	9
773SB*	3 7/8	12 3/8	1 x 1 1/4	1 1/4x-	one-3/4	1/4	3.7	6
771SB*	3 7/8	12 3/8	1 x 1 1/4	1 1/4x-	two-3/4	1/4	3.7	6
775SB	3 7/8	12 3/8	3/4 x 1	-x1	one-1/2	1/4	2.8	9
774SB	3 7/8	12 3/8	3/4 x 1	-x1	two-1/2	1/4	2.8	9
7070SB	3 7/8	10	3/4 x 1	-x1	two-1/2	1/4	2.7	9

*Female fitting at tank connection.

709SB TP

608SB

CERTIFIED LEAD FREE
Tank Packages

TANK CROSSES MADE IN U.S.A. OTHER ACCESSORIES IMPORTED.

Package Part No.	Tee	0-100 2" Pressure Gauge	1/2" Boiler Drain	3/4" Boiler Drain	1/4x3 Brass Nipple	30-50* FSG-2 Switch	Relief Valve	Weight Each lbs.
703SB TP	703SB	•	•		•	•		4.0
704SB TP	704SB	•		•	•	•		4.4
705SB TP	705SB	•	•		•	•		3.6
708SB TP	708SB	•	•		•	•	•	4.2
709SB TP	709SB	•	•		•	•	•	3.9
710SB TP	710SB	•	•		•	•	•	3.6
712SB TP	712SB	•		•	•	•	•	4.0
735SB TP	735SB	•	•		•	•		3.4
736SB TP	736SB	•	•		•	•	•	3.4
707SB TP	707SB	•	•		•	•	•	4.2
713SB TP	713SB	•		•	•	•	•	4.7
706SB TP	706SB	•		•	•	•		4.7
701SB TP	701SB	•		•	•	•		3.2
738SB TP	738SB	•		•	•	•	•	4.4

• Included in each package

CHECK VALVES MADE IN U.S.A. OTHER ACCESSORIES IMPORTED.

Check Package Part No.	0-100 Valve Included	1/4x3 2" Gauge	1/8" Brass Nipple	Sq.D* Air Valve	Weight 30-50 Switch	Each lbs.
608SB	601-1"	•	•	•	•	2.7
609SB	602-1 1/4"	•	•	•	•	3.2

* 20/40 and 40/60 pressure switches available on request. Packages come unassembled.

Modifications Available Upon Request

CERTIFIED LEAD FREE Well Points

- Heavy duty galvanized inner pipe. • Cast iron point.
- Stainless steel gauze and screen.
- Individually Boxed.

MADE IN U.S.A. WITH U.S. AND IMPORTED COMPONENTS

NSF/ANSI 372

	Stainless Steel Part No.	Flush Part No.	Screen Part No.	Gauze	Pipe Length	Pipe Size	Weight Each lbs.
1 1/4"	1720-1	1720-2	1720-3	60	24	1 1/4	6.6
	1721-1	1721-2	1721-3	60	30	1 1/4	8.4
	1722-1	1722-2	1722-3	60	36	1 1/4	9.4
	1723-1	1723-2	1723-3	60	42	1 1/4	9.9
	1724-1	1724-2	1724-3	60	48	1 1/4	11.8
	1725-1	1725-2	1725-3	60	60	1 1/4	14.6
	1726-1	1726-2	1726-3	80	24	1 1/4	6.6
	1727-1	1727-2	1727-3	80	30	1 1/4	8.4
	1728-1	1728-2	1728-3	80	36	1 1/4	9.4
	1729-1	1729-2	1729-3	80	42	1 1/4	9.9
	1730-1	1730-2	1730-3	80	48	1 1/4	11.8
	1731-1	1731-2	1731-3	80	60	1 1/4	14.6
	1732-1	-	-	100	24	1 1/4	6.6
	1733-1	-	-	100	30	1 1/4	8.4
	1734-1	-	-	100	36	1 1/4	9.4
	1735-1	-	-	100	42	1 1/4	9.9
	1736-1	-	-	100	48	1 1/4	11.8
	1737-1	-	-	100	60	1 1/4	14.6
1 1/2"	1740-1	-	-	60	24	1 1/2	7.8
	1741-1	-	-	60	30	1 1/2	9.5
	1742-1	-	1742-3	60	36	1 1/2	11.0
	1770-1	-	1770-3	60	48	1 1/2	14.0
	1775-1	-	1775-3	60	60	1 1/2	17.0
	1745-1	-	-	80	24	1 1/2	7.8
	1746-1	-	-	80	30	1 1/2	9.5
	1747-1	-	-	80	36	1 1/2	11.0
2"	1750-1	-	1750-3	60	24	2	12.0
	1751-1	-	1751-3	60	30	2	14.0
	1752-1	-	1752-3	60	36	2	16.3
	1753-1	-	1753-3	60	48	2	20.1
	1754-1	-	1754-3	60	60	2	23.8
	1756-1	-	1756-3	80	24	2	12.0
	1757-1	-	1757-3	80	30	2	14.0
	1758-1	-	1758-3	80	36	2	16.3
	1759-1	-	1759-3	80	48	2	20.1
	1760-1	-	1760-3	80	60	2	23.8

40, 50, and 100 gauze available upon request

Modifications Available Upon Request

Well Point Lengths

Pipe Length	Overall Length	Jacket Length
24"	30"	18 7/8"
30"	36"	23 7/8"
36"	42"	30 1/4"
42"	48"	35 3/8"
48"	54"	41 1/8"
60"	66"	52 7/8"
66"	72"	59 3/4"
96"	102"	88 3/4"

Slot Size

.030 .020 .015 .012 .010 .009 .008 .007 .006

20 30 40 50 60 70 80 90 100

Gauze/Mesh Equivalent

CERTIFIED LEAD FREE Drive Well Point ---- Inside Gauze

MADE IN U.S.A. WITH U.S. AND IMPORTED COMPONENTS

	Stainless Part No.	Gauze	Length	Size	Weight lbs.
1 1/4"	1721	60	30	1 1/4	8.0
	1722	60	36	1 1/4	10.0
	1724	60	48	1 1/4	11.0
	1725	60	60	1 1/4	14.0
	1727	80	30	1 1/4	8.0
	1728	80	36	1 1/4	10.0
	1730	80	48	1 1/4	11.0
	1731	80	60	1 1/4	14.0
2"	1752	60	36	2	16.5
	1753	60	48	2	19.3
	1754	60	60	2	21.0
	1758	80	36	2	16.5
	1759	80	48	2	19.3
	1760	80	60	2	21.0

NSF/ANSI 372

CERTIFIED LEAD FREE Drive Point Head Female Thread

IMPORT

Part No.	Size	Weight Each lbs.
1690	1 1/4	1.5
1693	1 1/2	1.9
1694	2	3.7

CERTIFIED LEAD FREE Flush Point Head Male Thread

IMPORT

1691	1 1/4	1.5

Drive Cap

IMPORT

1695	1 1/4	1.3
1697	2	3.0

NSF/ANSI 372

CERTIFIED LEAD FREE Galvanized Steel Coupling - Standard

IMPORT

Part No.	Pipe Size Ins.	Outside Diameter Ins.	Weight Each lbs.
941	1 1/4	1.937	.5

NSF/ANSI 372

CERTIFIED LEAD FREE Galvanized Steel Coupling Turned O.D.

IMPORT

Part No.	Pipe Size Ins.	Outside Diameter Ins.	Weight Each lbs.
*942	1 1/4	1.812	.5

*942 enters 2" Pipe.

NSF/ANSI 372

CERTIFIED LEAD FREE Galvanized Steel Drive Coupling

IMPORT

Part No.	Pipe Size Ins.	Outside Diameter Ins.	Weight Each lbs.
946	1 1/4	2.07	.9
947	1 1/2	2.21	1.3
948	2	2.75	1.4

CERTIFIED LEAD FREE INSERT FITTINGS IMPORT

STEEL – ZINC PLATED MALE ADAPTER WITH CRIMP HEX

Part No.	MIP x INS	No. of Barbs	Carton Qty.
IMAS-2	½"	6	25
IMAS-3	¾"	6	25
IMAS-4	1"	6	25
IMAS-5-4	1-1/4" X 1"	6	25
IMAS-5	1-1/4"	6	25
IMAS-5XL	1-1/4" LONG	10	25
IMAS-6	1-1/2"	6	10
IMAS-8	2"	7	10

STEEL – ZINC PLATED INSERT COUPLING

Part No.	MIP x INS	No. of Barbs	Carton Qty.
ICS-2	½"	6	25
ICS-3	¾"	6	25
ICS-4	1"	6	25
ICS-5	1-1/4"	6	25
ICS-6	1-1/2"	6	10
ICS-8	2"	7	10

CAST BRONZE MALE ADAPTER WITH HEX

Part No.	MIP x INS	No. of Barbs	Carton Qty.
IMAB-2	½"	6	25
IMAB-3	¾"	6	25
IMAB-3-4	¾" X 1"	6	25
IMAB-4-3	1" X ¾"	6	25
IMAB-4	1"	8	25
IMAB-4L	1" LONG	13	25
IMAB-4-5	1" X 1-1/4"	7	25
IMAB-5-4	1-1/4" X 1"	7	25
IMAB-5-4L	1-1/4" X 1"LONG	13	25
IMAB-5	1-1/4"	6	25
IMAB-5L	1-1/4" LONG	13	25
IMAB-6	1-1/2"	8	10
IMAB-8	2"	8	10

CAST BRONZE INSERT COUPLING WITH HEX

Part No.	INSERT	No. of Barbs	Carton Qty.
ICB-2	½"	6	25
ICB-3	¾"	6	25
ICB-3-4	¾" X 1	6	25
ICB-4	1"	5	25
ICB-5	1-1/4"	5	25
ICB-6	1-1/2"	8	10
ICB-8	2"	8	10

STAINLESS STEEL MALE ADAPTER WITH CRIMP HEX

Part No.	MIP x INS	No. of Barbs	Carton Qty.
IMASS-2	½"	6	25
IMASS-3	¾"	6	25
IMASS-4	1"	6	25
IMASS-5	1-1/4"	6	25
IMASS-6	1-1/2"	6	10
IMASS-8	2"	7	10

STAINLESS STEEL MALE ADAPTER WITH HEX

Part No.	MIP x INS	No. of Barbs	Carton Qty.
IMASS-100	1"w/Hex	9	25
IMASS-100L	1" Long w/Hex	13	25
IMASS-1025	1-1/4" X 1" w/Hex	9	25
IMASS-1025L	1-1/4" X 1" Long w/Hex	13	25
IMASS-125	1-1/4" w/Hex	9	25
IMASS-125L	1-1/4" Long w/Hex	13	25

STAINLESS STEEL INSERT COUPLING

Part No.	INSERT	No. of Barbs	Carton Qty.
ICSS-2	½"	6	25
ICSS-3	¾"	6	25
ICSS-4	1"	5	25
ICSS-5	1-1/4"	5	25
ICSS-6	1-1/2"	8	10
ICSS-8	2"	8	10

CERTIFIED LEAD FREE INSERT FITTINGS IMPORT

CAST BRONZE ROPE ADAPTER

Part No.	MIP x INS	No. of Barbs	Carton Qty.
9486	1”	6	25
9487	1-1/4”	6	25
9488	1-1/4” X 1”	6	25

STEEL – ZINC PLATED VENTURI MALE ADAPTER

Part No.	MIP x INS	No. of Barbs	Carton Qty.
IVMAS-5X6	1-1/4” x 6”	6	10
IVMAS-5X8	1-1/4” x 8”	6	10

STEEL – ZINC PLATED WELL SEAL ELBOW

Part No.	INS x INS	No. of Barbs	Carton Qty.
IWSL-4	1” x 1”	6	10
IWSL-5	1-1/4” x 1-1/4”	6	10

CAST BRONZE INSERT ELBOW

Part No.	SIZE	No. of Barbs	Carton Qty.
872	¾” MIP X ¾” INS	5	10
873	¾” MIP X 1” INS	5	10
874	¾” INS X ¾” INS	5	10
875	1” MIP X 1” INS	5	10
876	1-1/4” MIP X 1-1/4” INS	6	10

CAST BRONZE INSERT TEE

Part No.	SIZE	No. of Barbs	Carton Qty.
877	¾” INS X ¾” INS X ¾” INS	5	10
878	1” INS X 1” INS X 1” INS	5	10
879	1-1/4” INS X 1-1/4” INS X 1-1/4” INS	5	10
880	¾” INS X ¾” INS X ¾” MIP	5	10
881	I” INS X 1” INS X ¾” MIP	6	10
882	1” INS X 1” INS X 1” MIP	4	10

STAINLESS STEEL INSERT ELBOW

Part No.	SIZE	No. of Barbs	Carton Qty.
884	¾” MIP X ¾” INS	5	10
885	¾” MIP X 1” INS	5	10
886	¾” INS X ¾” INS	5	10

STAINLESS STEEL INSERT TEE

Part No.	SIZE	No. of Barbs	Carton Qty.
887	¾” INS X ¾” INS X ¾” MIP	5	10
888	1” INS X 1” INS X ¾” MIP	5	10
889	1” INS X 1” INS X 1” MIP	5	10

Simmons

CERTIFIED LEAD FREE INSERT FITTINGS

MADE IN U.S.A.

MAS

Male Adapter

Galvanized Steel Part No.	Red Brass Part No.	Size Inches	Carton Quantity	Weight Each lbs.
MAS-2	MAB-2	1/2	25	.15
MAS-3	MAB-3	3/4	25	.2
MAS-4	MAB-4	1	20	.3
MAS-5	MAB-5	1 1/4	20	.5
MAS-6	MAB-6	1 1/2	10	.7
MAS-8	MAB-8	2	10	.9

XS

Long Adapter

Galvanized Steel Part No.	Red Brass Part No.	Size Inches	Carton Quantity	Weight Each lbs.
XS-4	XB-4	1	Bulk	.5
XS-5	XB-5	1 1/4	Bulk	.8

VMAS

Venturi Male Adapter

Galvanized Steel Part No.	Red Brass Part No.	Size Inches	Carton Quantity	Weight Each lbs.
VMAS-4x6	VMAB-4x6	1	Bulk	.7
VMAS-4x8	---	1	Bulk	.9

CS

Coupling

Galvanized Steel Part No.	Red Brass Part No.	Size Inches	Carton Quantity	Weight Each lbs.
CS-3	CB-3	3/4	25	.2
CS-4	CB-4	1	20	.2
CS-5	CB-5	1 1/4	20	.5
CS-6	----	1 1/2	10	.5
CS-8	----	2	10	1.0

NS

Swaged Nipple

Galvanized Steel Part No.	Red Brass Part No.	Size Inches	Carton Quantity	Weight Each lbs.
NS-4-3	----	1 x 3/4	Bulk	.4
NS-5-4	----	1 1/4 x 1	Bulk	.5

Steel Fittings are A53 Galvanized Grade B Hot Roll Electric Weld.
Brass Fittings are B43 Red Brass.

PLASTIC SERIES VALVES

Brady Foot Valve

- Sizes -- 3/4" through 1 1/2."
- Spring loaded.
- Acetal polymer material.

Part No.	Size	Weight Each lbs.
445	3/4	.2
446	1	.2
447	1 1/4	.3
448	1 1/2	.6

Brady Check Valve

- Sizes -- 3/4" through 1 1/2."
- Spring loaded.
- Acetal polymer material.

Part No.	Size	Weight Each lbs.
645	3/4	.1
646	1	.2
647	1 1/4	.3
648	1 1/2	.4

Brady valves have a maximum working pressure of 175 psi..

Certified Lead Free.

STAINLESS STEEL DROP PIPE COUPLING

- Heavy Duty Cast 304 Stainless Steel.
- Cast Wrench Flats.
- Tapered Pipe Threads.

IMPORT

Part No.	Size	Length
DPCSS100	1”	2.5”
DPCSS125	1-1/4”	2.5”
DPCSS150	1-1/2”	2.5”
DPCSS200	2”	2.5”

Certified Lead Free.

Submersible Rope

- Rated in excess of 1000 pounds.
- Individually boxed.
- Hollowbraid.

IMPORT

NSF/ANSI 372

Part No.	Size	Material	Weight Each lbs.
1360	500'	Polypropylene fibre	4.7
1361	1000'	Polypropylene fibre	9.6
1362	3000'	Polypropylene fibre	29.0

Certified Lead Free.

Vent Pipe - Import

- 1/2” zinc plated steel pipe.
- Stainless steel bug screen.
- For ventilating wells to atmosphere.
- Individually Boxed.

Part No	Size Inches	Weight Each lbs.
1238	1/2	.35

Well Seal Vent

- PVC.

IMPORT

Part No.	Thread Size	Wgt Each lbs.
750	1/2	.10

1243 1244

Air Valves

- Brass
- Schrader

Certified Lead Free.

Part No.	Size Inches	Description	Weight Each lbs.
1243	1/8	Shallow and Deep Well Pumps	.10
1244	1/4	Shallow and Deep Well Pumps	.12
1242	-	Core Only	-

Bleeder Orifice - Import

- One piece.

Part No.	Size	Description	Wgt. Ea. Lbs
1353	1" mpt	Rubber	.25

Lead Free, Not for sale in CA, LA, VT and MD.

Splicing Kits Black

- Individually packaged.
- With crimp connectors.

Part No.	Wire Size	Tubes	Tube Size	Color
1371	10-12-14	3	.440” x 3”	Black
1372	10-12-14	4	.440” x 4”	Black
1373	8	3	.440” x 4”	Black
1374	8	4	.440” x 4”	Black
1375	6	3	.440” x 4”	Black
1379	6	4	.440” x 4”	Black

Certified Lead Free.

Splicing Kits Clear

- Individually packaged.
- With crimp connectors.

Part No.	Wire Size	Tubes	Tube Size	Color
1380	10-12-14	3	.440” x 3”	Clear
1381	10-12-14	4	.440” x 3”	Clear
1382	8	3	.440” x 4”	Clear
1383	8	4	.440” x 4”	Clear
1384	6	3	.440” x 4”	Clear
1385	6	4	.440” x 4”	Clear

Certified Lead Free.

Solderless Crimp Connectors

PART NO.	WIRE SIZE	QTY. PER BAG
1376	10-12-14	50
1377	8	10
1378	6	10

Certified Lead Free.

Compression Splicing Kits -Import

- Individually packaged.
- With crimp connectors.

Part No.	Sleeve Size Inches	Description	Tubes Per Kit	Weight lbs. per 100
1225	Compression	2-wire, 10-12-14	2	10.0
1235	Compression	3-wire, 10-12-14	3	12.0

Certified Lead Free.

Torque Arrestor

- Fits 4”-8" well casing.
- Supplied with two stainless steel clamps.

Part No	Size	Material	Weight Each lbs.	Carton Quantity
1350	Fits 1" or 1 1/4" Drop Pipe	SBR Rubber	2.2	18

MADE IN U.S.A. WITH U.S. AND IMPORTED COMPONENTS

Certified Lead Free.

Cable Guard

- Plastic.
- 1" - 1 1/4" pipe size.

MADE IN U.S.A.

Part No	Description	Carton Quantity	Weight Ea. 100 lbs.
1358	With Split Wire Hole	100	1.6

Certified Lead Free.



Tank Cross - Cast Brass
Import

Part No.	Overall Length Inches	Tapping Each Leg FxM	Tank Connection Tapping FxM	Female Tapping Top of Cross	Two Female Tappings on Side	Wgt. Ea. lbs.	Ctn. Qty
7203LF	11	3/4 x 1	-x1	one-1/2	1/4	2.0	24
7204LF	14	1 x 1 1/4	-x1 1/4	two-3/4	1/4	3.5	16
7207LF	14	3/4 x 1	-x1	two-1/2	1/4	2.0	20
7208LF	11	3/4 x 1	-x1	two-1/2	1/4	2.0	24
7210LF	4 1/2	3/4 x 1	3/4 x 1	two-1/2	1/4	1.1	40
7245LF*	11	3/4 x 1	-x1	two-3/4	1/4	2.0	20
7247LF*	14	1 x 1 1/4	x 1 1/4	two-1/2	1/4	4.0	12
7250LF**	4	3/4 x 1	1" FTP Union	two-1/2	1/4	1.2	32
7251LF**	4	1 x 1 1/4	1 1/4" FTP Union	two-3/4	1/4	1.5	24

**With Tank Connection Union
*With Union
7250LF uses 212 O-Ring.
7251LF uses 320 O-Ring.

Certified Lead Free.

Tank Cross - Cast Stainless Steel
Import

Part No.	Overall Length Inches	Tapping Each Leg FxM	Tank Connection Tapping FxM	Female Tapping Top of Cross	Two Female Tappings on Side	Wgt. Ea. lbs.	Ctn. Qty
7211SS	4	1 x 1-1/4	1 x 1-1/4	two-3/4	1/4	2.0	24
7213SS	14	1 x 1-1/4	- x1-1/4	two-3/4	1/4	3.5	16
7208SS	11	3/4 x 1	-x1	two-1/2	1/4	2.0	20
7210SS	4-1/2	3/4 x 1	3/4 x 1	two-1/2	1/4	2.0	24
7245SS*	11	3/4 x 1	- x 1	two-1/2	1/4	1.1	40
7247SS*	14	1 x 1-1/4	- x 1-1/4	two-3/4	1/4	2.0	20
7250SS**	4	3/4 x 1	1" FTP Union	two-1/2	1/4	4.0	12
7251SS**	4	1 x 1-1/4	1-1/4" FTP Union	two-3/4	1/4	1.2	32
7252SS*	4-1/2	3/4 x 1	- x 1	two-1/2	1/4	1.5	24
7253SS*	4-1/2	1 x 1-1/4	- x 1-1/4	two-3/4	1/4	1.5	24

**With Tank Connection Union
*With Union
7250SS uses 212 O-Ring.
7251SS uses 320 O-Ring.

Certified Lead Free.

Tank Cross - Cast - Import

• Galvanized.

Part No.	Galvanized Nipple	Female Tapping Each Leg	Female Tapping Top of Cross	Two Female Tappings on Side	Weight Each lbs.	Carton Quantity
720	none	1	3/4	1/4	1.5	1
725	none	1 1/4	3/4	1/4	2.0	1
721	1 x 8 & 1/4 x 3	1	3/4	1/4	3.0	1
726	1 1/4 x 11 & 1/4 x 3	1 1/4	3/4	1/4	2.5	1

Certified Lead Free

Tank Manifold - Cast - Import

• Lead-free Bronze.
• For constant pressure applications.
• 12" long, 1 1/4" M and 1" F threads at both ends.

Part No.	Tank Leg Length Inches	Tapping Each End (F x M)	Tank Connection Tappings Inches	Female Tappings Front of Manifold	Weight Each lbs.	Carton Quantity
7020	1	1 x 1 1/4	1" Female (two)	Two 3/4" One 1/4"	2.6	12

Lead Free, not for sale in CA and LA

Foot Valve - Import*

• Brass.

Part No.	Size	Weight lbs.
7402	3/4	.4
7403	1	.6
7405	1 1/4	1.1
7406	1 1/2	1.3
7407	2	2.1

Certified Lead Free.

Check Valve - Import*

• Brass.

Part No.	Size	Weight lbs.
7501	1/2	.4
7502	3/4	.6
7503	1	.8
7504	1 1/4	1.2
7505	1 1/2	1.4
7506	2	2.4

Certified Lead Free.

Valves furnished with Buna-N O-Ring, stainless steel spring, stainless steel washer, and stainless steel locknut. All valves have a working pressure of 200 psi.
190 Degree Maximum Tempratuere Rating.

BRONZE Pitless Adapter - Import

- Bronze body.
- Buna-N O-Ring.
- Vertical position indicator.

Part No.	Size	Hole Size Required	Weight Each lbs.	Carton Quantity
1850LF	1	1 5/8	3.0	6
1851LF	1 1/4	2 1/8	4.5	6
1853LF	2	3 1/8	4.5	6

Certified Lead Free.

Stainless Steel Pitless Adapter - Import

- Stainless Steel body.
- Buna-N O-Ring.
- Vertical position indicator.

Part No.	Size	Hole Size Required	Weight Each lbs.	Carton Quantity
1850LF	1	1 5/8	3.0	6
1851LF	1 1/4	2 1/8	4.5	6

Certified Lead Free.

LEAD FREE Brass Relief Valve - Import

- Cast brass.
- Pressure only relief valve.
- Factory preset.

Part No	Size Inches	PSI	Carton Quantity	Master Carton Quantity
450-5	1/2	75	1	50
450-75	3/4	75	1	50
451-5	1/2	100	1	50
451-75	3/4	100	1	50

Certified Lead Free.

LEAD FREE Boiler Drain - Import

- Cast brass.

Part No	Size Inches	Carton Quantity	Master Carton Quantity
1322	1/2 MIP x 3/4 GHT	1	50
1323	3/4 MIP x 3/4 GHT	1	50

Certified Lead Free.

Dry Pressure Gauges - Import

- Steel case.
- Glass face.
- No Lead Brass mount.
- Individually boxed.

Part No.	Size Inches	Range	Connection	Weight Each lbs.	Carton Quantity
1311	2	0-15 lbs.	1/4 L.M.	.25	100
1312	2	0-30 lbs.	1/4 L.M.	.25	100
1313	2	0-60 lbs.	1/4 L.M.	.25	100
1305	2	0-100 lbs.	1/4 L.M.	.25	100
1307	2	0-100 lbs.	1/8 C.B.M.	.25	100
1315	2	0-100 lbs.	1/4 C.B.M.	.25	100
1314	2	0-160 lbs.	1/4 L.M.	.25	100
1306	2	0-200 lbs.	1/4 L.M.	.25	100

Certified Lead Free.

Dry Pressure Gauges, Individually Blister Packed - Import

- Steel case.
- Glass face.
- No Lead Brass mount.

Part No.	Size Inches	Range	Connection	Weight Each lbs.	Carton Quantity
1308	2	0-100 lbs.	1/4 L.M.	.25	100
1309	2	0-200 lbs.	1/4 L.M.	.25	100
1310	2	0-100 lbs.	1/8 C.B.M	.25	50

Certified Lead Free.

Dry Pressure Gauges - Import

- Steel case.
- Glass face.
- Brass mount.
- Individually Boxed

Part No.	Size Inches	Range	Connection	Each lbs.	Carton Quantity
1300	2	0-100 lbs.	1/4 L.M.	.25	100
1301	2	0-200 lbs.	1/4 L.M.	.25	100
1302	2	0-100 lbs.	1/8 C.B.M.	.25	100

Contains Lead, for export only.

2" Liquid Filled Pressure Gauges - Import

- Stainless Steel or Steel case.
- Glass face.
- No Lead Brass mount.
- Individually boxed.

Part No.	Size Inches	Case	Range	Connection	Each lbs.	Carton Quantity
1330	2	SS	0-100 lbs.	1/4 L.M.	.25	100
1331	2	SS	0-200 lbs.	1/4 L.M.	.25	100
1338	2	SS	0-200 lbs.	1/4 C.B.M.	.25	100
1332	2	Steel	0-100 lbs.	1/4 L.M.	.25	100
1333	2	Steel	0-200 lbs.	1/4 L.M.	.25	100
1339	2	Steel	0-100 lbs.	1/4 C.B.M.	.25	100

Certified Lead Free.

2 1/2" Liquid Filled Pressure Gauges - Import

- Stainless Steel case.
- Glass face.
- No Lead Brass mount.
- Individually boxed.

Part No.	Size Inches	Case	Range	Connection	Each lbs.	Carton Quantity
1334	2-1/2	SS	0-60 lbs.	1/4 L.M.	.75	50
1335	2-1/2	SS	0-100 lbs.	1/4 L.M.	.75	50
1340	2-1/2	SS	0-100 lbs.	1/4 C.B.M.	.75	50
1336	2-1/2	SS	0-160 lbs.	1/4 L.M.	.75	50
1337	2-1/2	SS	0-200 lbs.	1/4 L.M.	.75	50

Certified Lead Free.

SQUARE D Pressure Switches

- Class 9013.
- Individually Boxed.

Part No.	Type	Connection IPS	Pressure Range	Weight Each lbs.
1001	FSG1	1/8	20-65	1.0
1002	FSG2	1/4	20-65	1.0
1004	FSG2P	1/4	20-65	1.0
1006	FSG2M1	1/4	20-65	1.0
1007	FSG2M1P	1/4	20-65	1.0
1008	FSG2M4	1/4	20-65	1.0
1009	FYG2	1/4	20-80	1.0
1010	FYG2P	1/4	20-80	1.0
1032	PC-10 repair kit for FSG-2 switch			0.5

The"P" at the end of the switch type designates that it is\ equipped with a pulsation plug. M1 has manual cut out. M4 has automatic low pressure cutoff.

Above switches available in 20 Pound increments.

Part No.	Type	Connection IPS	Pressure Range	Weight Each lbs.
1011	GSG1	1/8	20-60	2.00
1012	GSG2	1/4	20-60	2.00
1013	GSG3	3/8	20-60	2.00
1016	GHG1	1/8	60-200	2.25
1017	GHG2	1/4	60-200	2.25
1018	GHG3	3/8	60-200	2.25

Pressure Switch - Import

- 1/4” FPT Connection
- Black or Gray, Plastic Cover
- Suitable for all Types of Pumps.
- Standard or Low Pressure Cutoff.

Part No.	Description	Pressure Connection IPS	Pressure Setting	Weight Each lbs.
1040	Standard	1/4	20-40	1.0
1041	Standard	1/4	30-50	1.0
1042	Standard	1/4	40-60	1.0
1043	Low Pressure Cutoff	1/4	20-30	1.1
1044	Low Pressure Cutoff	1/4	30-50	1.1
1045	Low Pressure Cutoff	1/4	40-60	1.1

Lead Free, Not for sale in CA, LA, VT or MD.

Heavy Duty Pressure Switch

- 1/4” Connection
- HD Metal Case.

Part No.	Description	Pressure Connection IPS	Pressure Setting	Weight Each lbs.
1046	HD Pressure Switch	1/4	20-40	1.0
1047	HD Pressure Switch	1/4	30-50	1.0
1048	HD Pressure Switch	1/4	40-60	1.0
1049	HD Pressure Switch	1/4	60-80	1.1
1050	HD Pressure Switch	1/4	100-120	1.1

Lead Free, Not for sale in CA, LA, VT or MD.

Air Volume Controls

1233

Lead Free, Not for sale in CA, LA, VT or MD.

1231

Certified Lead Free.

- Ametek
- Deep well.
- Steel case.

- Johnson
- Shallow well.
- Steel case.

Part No.	Type	Description	Weight Each lbs.
1223	WJ	Deep Well	1.0
1231	F93B	Deep Well	1.0

1236

- Optional Fittings Package includes: 1/4" compression fitting for plastic tube and tubing.

Lead Free, Not for sale in CA, LA, VT or MD.

1236	Jet Pump	Plastic	.25
1237	Kit	see note	.1
1239	Package	Includes 1236 and 1237	1.0

1234

CERTIFIED LEAD FREE

- Brady.

1234	Deep Well	Plastic	.50

1184

CERTIFIED LEAD FREE

- Brady.
- Non-Repairable.

Part No.	Model No.	Maximum Tank Size	Weight Each lbs
1184	AV 45	thru 80	.75
1185	AV 100	thru 100	.75
*1186	AV 45F	thru 80	.75
*1187	AV 100F	thru 100	.75

*Female threads

1190

CERTIFIED LEAD FREE

- Brady.
- Repairable.
- With 1/4" Gauge Tap.

1190	AV 30	42	.5
1191	AV 42	70	.75
1192	AV 80	120	1.5
1193	AV 120	220	2.0

Repair Kits

Part No.	Model No.	Description
1196	AV - 30 - 3A	repair kits
1197	AV - 42 - 3A	repair kits
1198	AV - 80 - 3A	repair kits
1199	AV-120 - 3A	repair kits

UNIVERSAL YARD HYDRANT BOOT

Part No	Description
845	Includes 3 Stainless Steel Hose Clamps

- New installation no longer requires a person to be in the trench.
- Simply attach to the hydrant bottom to protect the valve from all sediment.
- Allows the hydrant to drain quickly and efficiently.
- Assembled, safely above ground, then lowered into the trench and backfilled without gravel.

Yard Hydrant Support Bar

MADE IN U.S.A.

Part No.	Size	Description
860	-	Support Bar

CERTIFIED LEAD FREE Pitcher Pump and Parts - Import

- 25’ Max. Suction Lift.
- Painted Cast Iron.
- Leather plunger cup.
- 15” tall.
- Individually boxed.

Part No.	Pipe Connection	Weight Each lbs.
1160	1 1/4 NPT	15.2
	Parts Description	
1161	Complete Plunger Assembly including leather	-
1162	Flat Leather for Base Valve (3-1/2”)	-
1163	Weight and Screw for Flat Leather	-
1164	Pump Base with Bolts	-
1165	Pump Cylinder	-
1166	Pump Top with Set Screw	-
1167	Pump Handle with Bolts	-
1168	Flat Valve Leather and Weight	-
1169	Plunger Cup Leather (3” X 2”)	-

FROST-PROOF YARD HYDRANT - Import

Lead Free

Not for sale in CA, LA, VT or MD.

- 3/4" NPT Female Inlet.
- 3/4" Male Hose Thread Outlet.
- Cast Iron Head and Handle...with Blue Polyester Powder Coated Finish.
- Individually Boxed.
- Maximum Pressure 70 PSI.

Part No.	Bury Depth	Weight Each lbs.
900	1	11.2
902	2	13.5
903	3	15.6
904	4	17.7
905	5	19.9
906	6	22.0

851 Parts Kit...

for Simmons Series 900 Yard Hydrants).

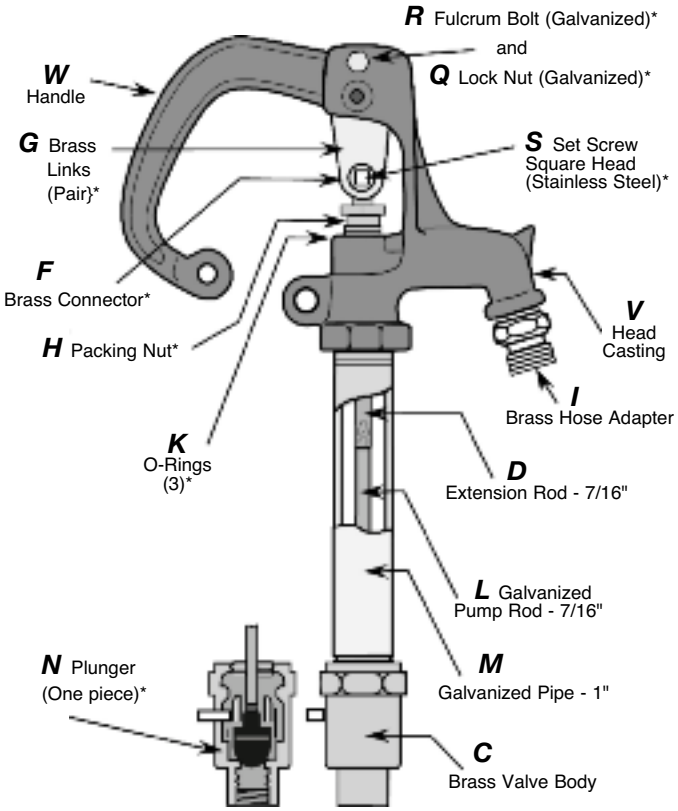

Series 900 Yard Hydrant Parts

Ref.	No.	Name of Part
	841	Complete Head
	851	Parts Kit
V	8860	Head
W	8861	Handle
C	8862	Valve Body
D	8863	Extension Rod, 7/16"
F	8864•	Brass Connector
G	8865•	Brass Links (Price per Pair)
H	8869•	Brass Packing Nut
I	8872	Brass Hose Adapter
K	8870•	Buna-N "O" Rings (Price per Pair)
L	8814	Galvanized Pump Rod, 7/16"
M	8815	Galvanized Pipe Casing, 1"
N	8871•	Plunger (One Piece)
Q	8867•	Lock Nut (Galvanized)
R	8866•	Fulcrum Bolt (Galvanized)
S	8868•	Set Screw Square Head Stainless

•Included in Parts Kit.

Refer to 851 Parts Kit photo above.

Dimensions

Foot Valves

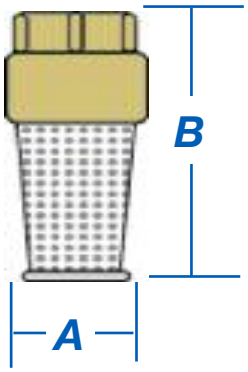

Part No.	A Diameter Inches	B Length Inches
404SB	1 15/16	5
452SB	1 3/8	3 3/4
453SB	1 3/4	4 3/4
454SB	2 1/16	5
455SB	2 5/16	5 1/4
456SB	2 5/8	6 5/16
457SB	3 1/2	7 3/16
458SB	4	9 3/8
459SB	4 5/8	9 1/2
460SB	6	13 7/8
461SB	7 1/2	15 3/4
465SB	1 5/16	3 3/4
466SB	1 5/8	5
467SB	1 15/16	5
IMPORT VALVES		
7402	1 1/2	3 1/2
7403	1 7/8	4 1/2
7405	2 1/16	4 7/8
7406	2 3/8	6
7407	3 1/16	6 3/8

Cast Iron Foot Valves

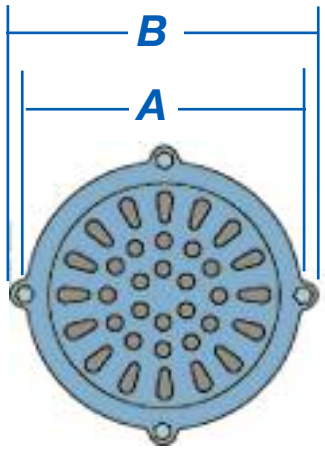

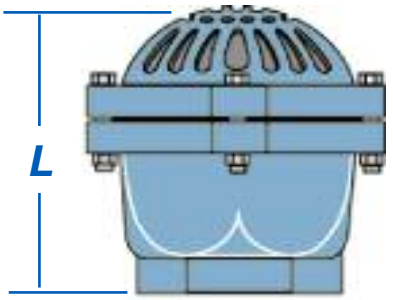

Part No.	Size	A	B	L	Hex Size
471	1 1/4 NPT	3 3/8"	4 5/8"	4 1/8"	2 5/8"
472	1 1/2 NPT	3 3/8"	4 5/8"	4 1/8"	2 5/8"
473	2 NPT	5 1/4"	5 3/4"	5 1/4"	3 5/16"
475	3 NPT	6 1/4"	7 5/8"	7 3/16"	4 9/16"
476	4 NPT	7 11/16"	9 1/16"	8 7/8"	5 9/16"
478	6 NPT	10 1/16"	11 7/16"	12"	7 3/4"
479	8 NPT	13 3/4"	15 1/8"	15 1/2"	10 1/8"

Check Valves

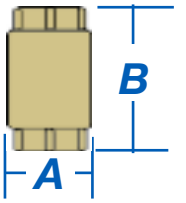

Part No.	Part No.	A Diameter	B Length
501SB		1 7/16	2 5/8
502SB		1 5/8	3 3/8
503SB		1 7/8	3 5/8
504SB		2 1/4	3 3/4
505SB	2505SB	2 5/8	4 1/8
506SB	2506SB	3 1/4	5 1/8
507SB		4	7 3/8
508SB		4 1/16	7 1/4
509SB		5 1/2	10 1/2
510SB		5 5/8	10 5/8
511SB		7 5/8	10 5/8
513SB	2503SB	1 7/8	3 7/8
514SB	2504SB	2 1/4	4 1/8
601SB		2 3/16	3 5/8
602SB		2 1/4	4 1/4
603SB		2 9/16	4 1/16
604SB		3 3/16	5 1/16
610SB		1 15/16	4 3/4
611SB		2 1/4	4 15/16
613SB		1 15/16	4 5/8
616SB		2	3 7/8
617SB		1 7/8	3 3/4
618SB		2 1/4	4 3/8
622SB		3 1/4	5
623SB		4 1/8	7 3/8
624SB		5 9/16	10 1/2
625SB		7 3/4	11
631SB		4 1/16	8 7/8
632SB		4 7/8	8
633SB		5 5/8	11 1/2
634SB		6 3/4	11 3/4
635SB		7 5/8	11 1/2
630SB		4 1/16	8 3/4
641SB		1 3/4	4 3/4
653SB	2653SB	1 7/8	3 7/8
654SB	2654SB	2 1/4	4 1/8
655SB	2655SB	2 5/8	4 3/8
658SB		3 1/4	5
660SB		4 1/8	8 7/8
661SB		5 1/2	11 9/16
662SB		7 5/8	11 3/4
669SB		4 1/16	8 3/4
670SB	675SB	4 1/16	8 7/8
671SB	2671SB	5 5/8	11 1/2
676SB	2676SB	5 5/8	11 1/2
672SB	677SB	7 5/8	11 1/2
673SB	678SB	9 5/8	12
674SB	2674SB	6 3/4	11 3/4
679SB	2679SB	6 3/4	11
680SB	2680SB	3 3/16	5 1/16
681SB	2681SB	4 7/8	8
685SB	2685SB	4 7/8	8
691SB		4 1/16	8 3/4
692SB		4 1/16	8 7/8
693SB		4 7/8	8
694SB		5 5/8	11 1/2
695SB		6 3/4	11 3/4
696SB		7 5/8	11 1/2
626SB		4 1/8	8 7/8
627SB		5 1/2	11 9/16
628SB		7 5/8	11 3/4
IMPORT VALVES			
7501		1 1/4	2 3/8
7502		1 5/8	2 3/4
7503		1 7/8	3 1/8
7504		2 1/8	3 5/8
7505		2 3/8	4 1/16
7506		3 1/16	5

Silicon Bronze and Ductile Iron Foot Valves and Check Valves
Pressure and Head Loss

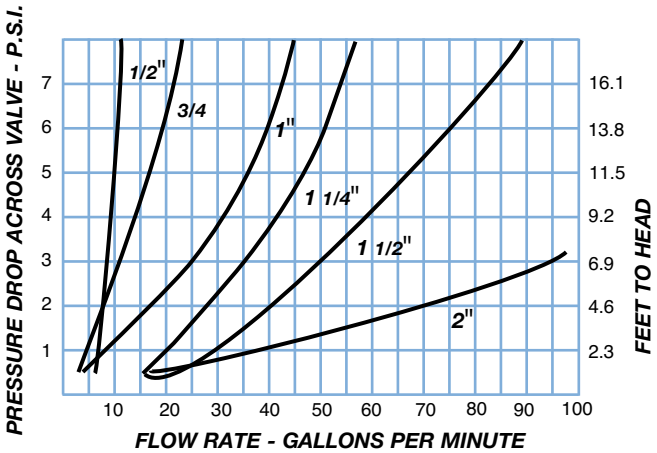

2500 SB Series Check Valves
Pressure and Head Loss

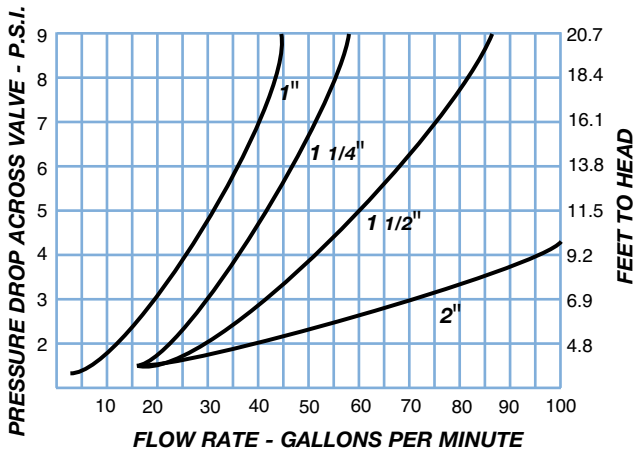

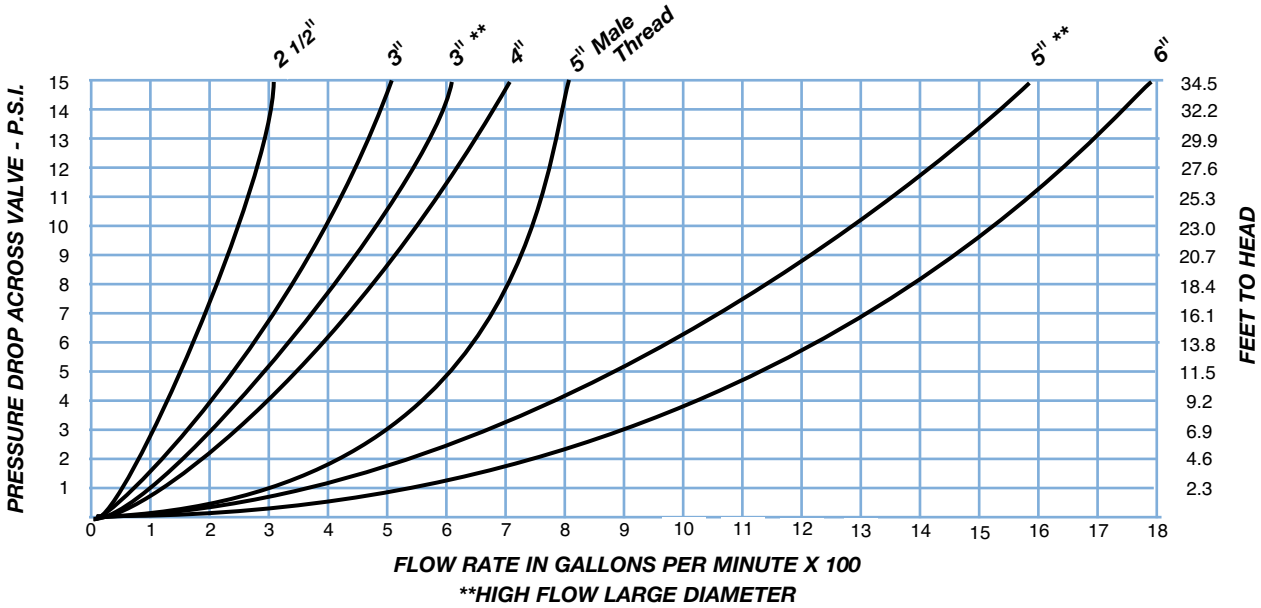

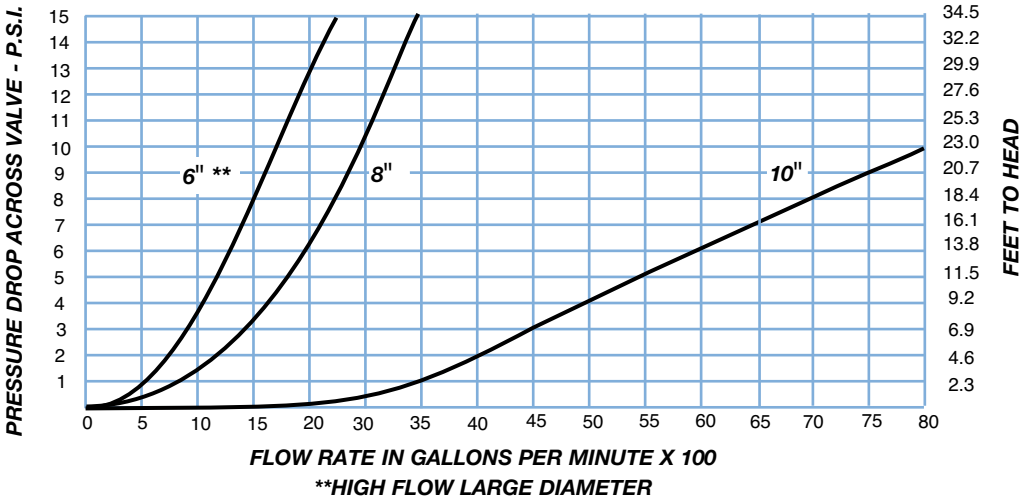

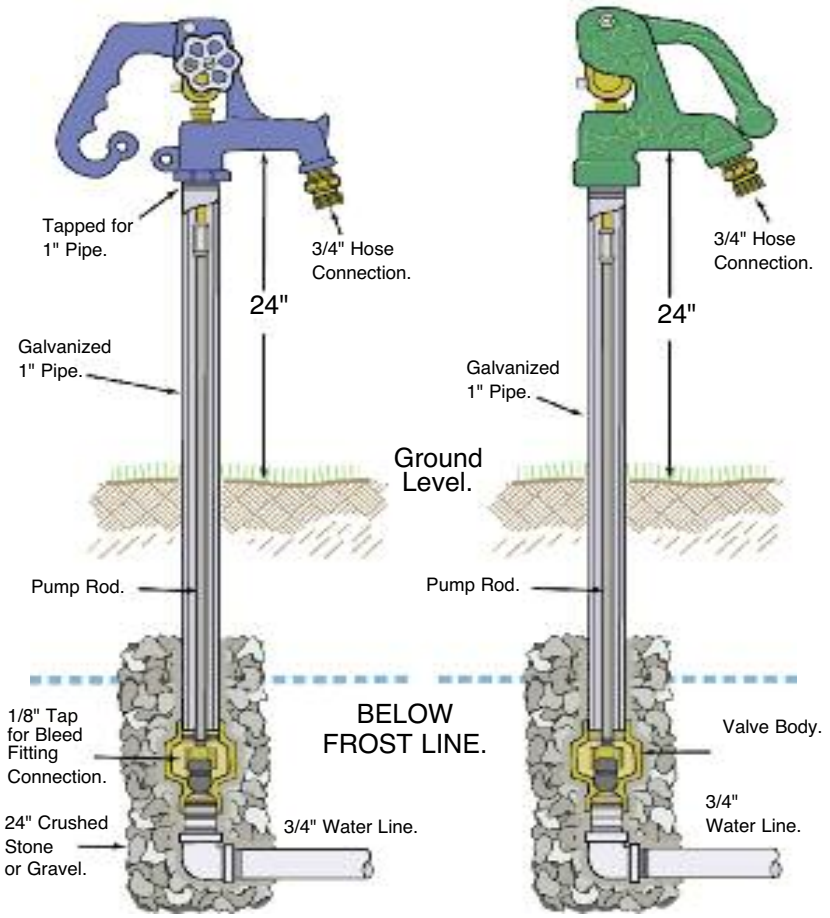

SPECIAL INSTRUCTIONS

The Brass Packing Nut located on the head of the Simmons Frost-Proof Yard Hydrant has been factory adjusted. If leakage around the rod should occur upon installation or after usage, you may find it necessary to slightly tighten the Brass Packing Nut.

CAUTION: Do not over-tighten Brass Packing Nut. Damage will occur to inner O rings. Do not leave hose attached in freezing temperature as it may prevent proper drainage of the riser pipe via shut-off valve drain hole.

If hydrant will not shut off completely, the plunger in the bottom of the hydrant can be lowered by raising the point of contact of the square head set screw on the brass rod.

To prevent unauthorized use, handle on 800, 900, 4800 and 6800 Series can be padlocked by inserting padlock into holes provided in handle and head.

Yard Hydrants - LENGTHS

		800LF Series		4800LF, 5800LF & 900 Series			
Bury Depth	Pipe & Rod Length	Model	Overall Length	Model	Model	Model	Overall Length
1 ft.	30"	800LF	40"	4800LF	5800LF	900	39 1/4"
1 1/2 ft.	38"	801LF	48"	4801LF	5801LF	--	47 1/4"
2 ft.	44"	802LF	54"	4802LF	5802LF	902	53 1/4"
3 ft.	56"	803LF	66"	4803LF	5803LF	903	65 1/4"
4 ft.	68 1/2"	804LF	78 1/2"	4804LF	5804LF	904	77 3/4"
5 ft.	80 1/2"	805LF	90 1/2"	4805LF	5805LF	905	89 3/4"
6 ft.	92 1/4"	806LF	102 1/4"	4806LF	5806LF	906	101 1/2"
7 ft.	104"	807LF	114"	4807LF	--	--	113 1/4"
8 ft.	116"	808LF	126"	4808LF	--	--	125 1/4"

The Frost Proof Yard Hydrant provides running water for lawn and garden and livestock all year even in sub-zero temperatures.

The shut-off valve operates below the frost line. Hydrant cannot freeze because when it is closed, all water in the standpipe drains out a hole in the valve which is set in the ground below the frost line. Hydrant spout operates at a convenient height (24 inches) from the ground level so that it can spill into a stock tank. Hose adapter is 3/4" hose thread. Hydrant can be easily installed anywhere that water is supplied under pressure.

Sanitary Yard Hydrants - Specifications

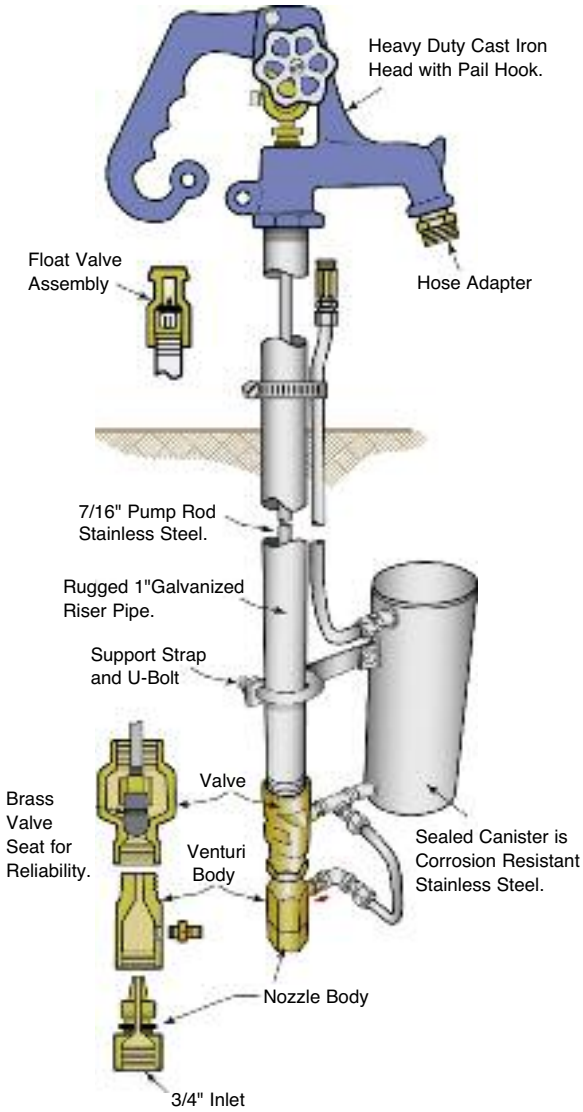

The Brass Packing Nut located on the head of the Simmons Sanitary Yard Hydrant has been factory adjusted. If leakage around the rod should occur upon installation or after usage, you may find it necessary to slightly tighten the Brass Packing Nut.

CAUTION: Do not overtighten Brass Packing Nut. Damage will occur to inner O rings.

To prevent unauthorized use, handle can be padlocked by inserting padlock into holes provided in handle and head.

The SIMMONS SANITARY YARD HYDRANT is engineered to be fully self-contained and easily serviced in the field. It permits water flow year-around, even in freezing weather, yet there is no ground contamination nor contamination of the water supply. This hydrant drains back into the stainless steel canister.

FUNCTION Simmons Sanitary Hydrant incorporates a nozzle-venturi adapter, and a stainless steel underground canister with the time proved, dependable, basic Simmons yard hydrant design. When the hydrant is off, plunger seals against the valve seat and stops the flow. Water remaining in riser pipe drains back into the canister which is buried below the frost level.

When the hydrant is on, flow through the nozzle creates a vacuum which empties the canister through the hose bibb.

Because the hydrant drains into a sealed canister and not into the ground through a “drain outlet," the water never comes in contact with the soil. This conserves water and avoids possible contamination of your water supply.

Purging of 6800LF Hydrants

When the 6800LF Series sanitary yard hydrant is used in a manner that creates back pressure, it prevents the nozzle and venturi from creating a vacuum that allows the canister to be emptied. Connecting to recreational vehicles or hoses are two examples that would prevent the canister from being emptied. When this is the case during periods of freezing temperatures to prevent the hydrant from freezing, the hydrant must be purged. To purge the unit, all that needs to be done is to open the hydrant with nothing attached to the fully open position for 30 seconds or until aerated water appears from the discharge adapter. If you have any questions please contact our Customer Service Department at 800-241-1935 and they will be glad to assist you.

MADE IN U.S.A. OF U.S. AND IMPORTED COMPONENTS

Mail: **P.O. Box 1509, McDonough, GA 30253** Physical Address: 1608 Hwy. 20, McDonough, GA 30252
Sales Order Desk: 1-800- 241-1935 Phone: **770-957-3976** *Fax: 770-957-3979*
eMail: simmonssales@simmonsmfg.com Website: **www.simmonsmfg.com**